

Survey of Entering Student Engagement - Lee College (2024 Administration)

2024 Benchmark Scores Report - Main Survey

Comparison Group: Achieving the Dream in the 2024 Cohort*

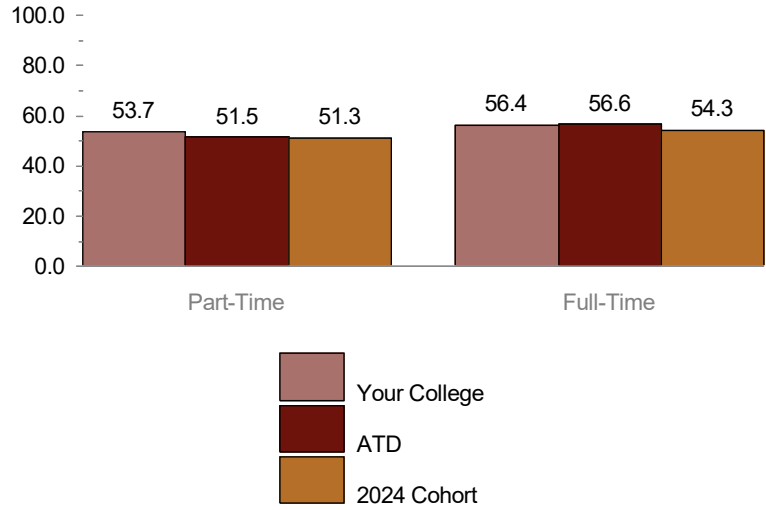
Entering Students Only - Breakout by Enrollment Status

[Unweighted]

Benchmark	Breakout Group	Your College	ATD		2024 Cohort	
		Score	Score	Difference	Score	Difference
Early Connections	Part-time	53.7	51.5	2.3	51.3	2.4
	Full-time	56.4	56.6	-0.2	54.3	2.2
High Expectations and Aspirations	Part-time	51.0	48.7	2.3	49.0	1.9
	Full-time	52.5	48.5	4.0	49.7	2.7
Clear Academic Plan and Pathway	Part-time	55.9	50.2	5.7	50.9	5.0
	Full-time	60.8	53.6	7.2	53.0	7.7
Effective Track to College Readiness	Part-time	59.5	44.8	14.7	47.1	12.4
	Full-time	58.3	52.2	6.1	50.0	8.3
Engaged Learning	Part-time	50.0	48.1	2.0	48.6	1.4
	Full-time	55.0	53.9	1.1	53.7	1.3
Academic and Social Support Network	Part-time	53.5	47.5	6.0	47.9	5.6
	Full-time	58.7	54.0	4.7	52.6	6.1

* The comparison group and cohort columns on this page INCLUDE your college.

Survey of Entering Student Engagement
Lee College (2024 Administration)
2024 Benchmark Bar Chart - Main Survey
Comparison Group: Achieving the Dream in the 2024 Cohort*
Entering Students Only - Breakout by Enrollment Status
[Unweighted]
Early Connections (EARLYCON)



* The comparison group and cohort bars on this page INCLUDE your college.

Survey of Entering Student Engagement - Lee College (2024 Administration)

2024 Benchmark Means Report - Main Survey

Comparison Group: Achieving the Dream in the 2024 Cohort*

Entering Students Only - Breakout by Enrollment Status

[Unweighted]

Early Connections (EARLYCON)

			Your College	ATD		2024 Cohort	
Item	Variable	Breakout Group	Mean	Mean	Effect Size**	Mean	Effect Size**
Item 18: Think about your experiences from the time of your decision to attend this college through the end of the first three weeks of your first semester/quarter.							
1 = Strongly disagree, 2 = Disagree, 3 = Neutral, 4 = Agree, 5 = Strongly agree							
18a. The very first time I came to this college I felt welcome [EARLYCON]	WELCOME	Part-time	4.13	4.13		4.14	
		Full-time	4.25	4.21		4.20	
18i. The college provided me with adequate information about financial assistance (scholarships, grants, loans, etc.) [EARLYCON]	FAINFO	Part-time	4.02	3.63		3.65	
		Full-time	4.18	3.75	0.41**	3.72	0.43**
18j. A college staff member helped me determine whether I qualified for financial assistance [EARLYCON]	QUALFA	Part-time	3.68	3.25		3.23	
		Full-time	3.69	3.34		3.26	
18p. At least one college staff member (other than an instructor) learned my name [EARLYCON]	CSTAFNAM	Part-time	3.67	3.37		3.41	
		Full-time	3.80	3.45		3.46	
One or more items in this benchmark are not suited to means calculations. Please see the Frequency Distribution that follows for these items.							

* The comparison group and cohort columns on this page EXCLUDE your college.

** T-test: 2-tailed

If a row contains less than 50 respondents, interpret the comparison results cautiously.

Survey of Entering Student Engagement - Lee College (2024 Administration)

2024 Benchmark Frequency Distributions - Main Survey

Comparison Group: Achieving the Dream in the 2024 Cohort*

Entering Students Only - Breakout by Enrollment Status: Part-Time

[Unweighted]

Early Connections (EARLYCON)

			Your College		ATD		2024 Cohort	
Item	Variable	Responses	Count	Percent	Count	Percent	Count	Percent
Item 18: Think about your experiences from the time of your decision to attend this college through the end of the first three weeks of your first semester/quarter.								
18a. The very first time I came to this college I felt welcome [EARLYCON]	WELCOME	Strongly disagree	0	N/A	14	0.6	92	0.9
		Disagree	2	3.6	38	1.6	120	1.1
		Neutral	9	16.1	465	19.2	1,966	18.8
		Agree	25	44.6	1,010	41.6	4,320	41.3
		Strongly agree	20	35.7	900	37.1	3,962	37.9
		Total	56	100.0	2,427	100.0	10,460	100.0
18i. The college provided me with adequate information about financial assistance (scholarships, grants, loans, etc.) [EARLYCON]	FAINFO	Strongly disagree	0	N/A	102	4.2	435	4.2
		Disagree	2	3.6	284	11.8	1,145	11.0
		Neutral	14	25.0	609	25.2	2,660	25.6
		Agree	21	37.5	823	34.1	3,534	34.1
		Strongly agree	19	33.9	594	24.6	2,604	25.1
		Total	56	100.0	2,412	100.0	10,378	100.0
18j. A college staff member helped me determine whether I qualified for financial assistance [EARLYCON]	QUALFA	Strongly disagree	5	8.9	205	8.5	836	8.1
		Disagree	3	5.4	506	21.0	2,346	22.7
		Neutral	14	25.0	643	26.7	2,796	27.0
		Agree	17	30.4	578	24.0	2,380	23.0
		Strongly agree	17	30.4	475	19.7	1,986	19.2
		Total	56	100.0	2,407	100.0	10,344	100.0
18p. At least one college staff member (other than an instructor) learned my name [EARLYCON]	CSTAFNAM	Strongly disagree	2	3.6	233	9.6	974	9.4
		Disagree	7	12.7	421	17.4	1,851	17.9
		Neutral	14	25.5	573	23.7	2,201	21.2
		Agree	16	29.1	611	25.3	2,644	25.5
		Strongly agree	16	29.1	581	24.0	2,695	26.0
		Total	55	100.0	2,419	100.0	10,365	100.0
Item 23								
23. Was a specific person assigned to you so you could see him/her each time you needed information or assistance? [EARLYCON]	ASNPERS	Yes	17	32.7	934	40.5	4,148	41.4
		No	35	67.3	1,373	59.5	5,867	58.6
		Total	52	100.0	2,307	100.0	10,015	100.0

* The comparison group and cohort columns on this page EXCLUDE your college.
Please see Table 1 for unweighted sample and population values of demographic items.

Survey of Entering Student Engagement - Lee College (2024 Administration)

2024 Benchmark Frequency Distributions - Main Survey

Comparison Group: Achieving the Dream in the 2024 Cohort*

Entering Students Only - Breakout by Enrollment Status: Full-Time

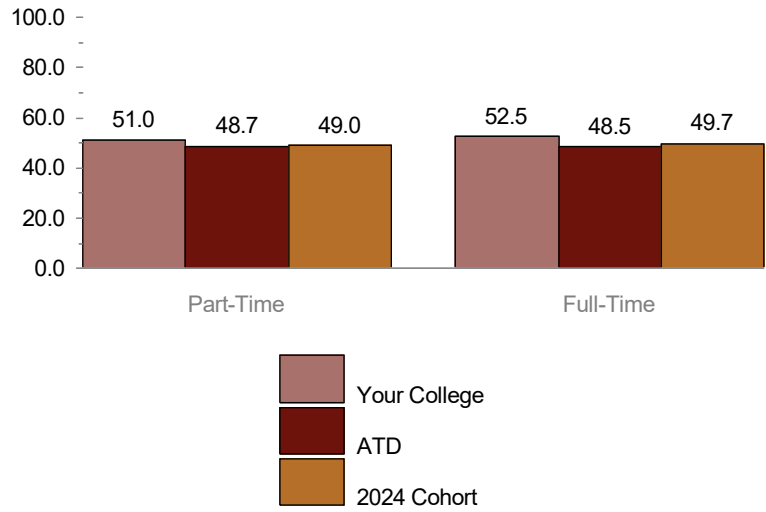
[Unweighted]

Early Connections (EARLYCON)

			Your College		ATD		2024 Cohort	
Item	Variable	Responses	Count	Percent	Count	Percent	Count	Percent
Item 18: Think about your experiences from the time of your decision to attend this college through the end of the first three weeks of your first semester/quarter.								
18a. The very first time I came to this college I felt welcome [EARLYCON]	WELCOME	Strongly disagree	3	3.6	15	0.3	112	0.4
		Disagree	0	N/A	47	0.9	237	0.9
		Neutral	10	11.9	825	16.3	4,282	16.2
		Agree	31	36.9	2,156	42.7	11,359	43.1
		Strongly agree	40	47.6	2,003	39.7	10,376	39.4
		Total	84	100.0	5,046	100.0	26,366	100.0
18i. The college provided me with adequate information about financial assistance (scholarships, grants, loans, etc.) [EARLYCON]	FAINFO	Strongly disagree	1	1.2	163	3.2	901	3.4
		Disagree	2	2.4	468	9.3	2,603	9.9
		Neutral	15	18.1	1,219	24.2	6,315	24.1
		Agree	28	33.7	1,820	36.2	9,457	36.1
		Strongly agree	37	44.6	1,362	27.1	6,954	26.5
		Total	83	100.0	5,032	100.0	26,230	100.0
18j. A college staff member helped me determine whether I qualified for financial assistance [EARLYCON]	QUALFA	Strongly disagree	5	6.0	343	6.8	1,989	7.6
		Disagree	8	9.6	1,026	20.4	5,760	22.0
		Neutral	22	26.5	1,309	26.0	6,963	26.6
		Agree	21	25.3	1,306	26.0	6,339	24.2
		Strongly agree	27	32.5	1,048	20.8	5,103	19.5
		Total	83	100.0	5,032	100.0	26,154	100.0
18p. At least one college staff member (other than an instructor) learned my name [EARLYCON]	CSTAFNAM	Strongly disagree	6	7.2	433	8.6	2,488	9.5
		Disagree	8	9.6	924	18.4	4,822	18.4
		Neutral	15	18.1	995	19.8	4,620	17.7
		Agree	22	26.5	1,311	26.1	6,561	25.1
		Strongly agree	32	38.6	1,363	27.1	7,677	29.3
		Total	83	100.0	5,026	100.0	26,168	100.0
Item 23								
23. Was a specific person assigned to you so you could see him/her each time you needed information or assistance? [EARLYCON]	ASNPERS	Yes	25	31.3	1,958	40.1	10,880	42.8
		No	55	68.8	2,929	59.9	14,565	57.2
		Total	80	100.0	4,887	100.0	25,445	100.0

* The comparison group and cohort columns on this page EXCLUDE your college.
Please see Table 1 for unweighted sample and population values of demographic items.

Survey of Entering Student Engagement
Lee College (2024 Administration)
2024 Benchmark Bar Chart - Main Survey
Comparison Group: Achieving the Dream in the 2024 Cohort*
Entering Students Only - Breakout by Enrollment Status
[Unweighted]
High Expectations and Aspirations (HIEXPECT)



* The comparison group and cohort bars on this page INCLUDE your college.

Survey of Entering Student Engagement - Lee College (2024 Administration)

2024 Benchmark Means Report - Main Survey

Comparison Group: Achieving the Dream in the 2024 Cohort*

Entering Students Only - Breakout by Enrollment Status

[Unweighted]

High Expectations and Aspirations (HIEEXPECT)

			Your College	ATD		2024 Cohort	
Item	Variable	Breakout Group	Mean	Mean	Effect Size**	Mean	Effect Size**
Item 18: Think about your experiences from the time of your decision to attend this college through the end of the first three weeks of your first semester/quarter.							
1 = Strongly disagree, 2 = Disagree, 3 = Neutral, 4 = Agree, 5 = Strongly agree							
18b. The instructors at this college want me to succeed [HIEEXPECT]	WNTSCCD	Part-time	4.45	4.36		4.35	
		Full-time	4.54	4.40		4.38	
18t. I have the motivation to do what it takes to succeed in college [HIEEXPECT]	ITTAKES	Part-time	4.23	4.23		4.24	
		Full-time	4.38	4.29		4.30	
18u. I am prepared academically to succeed in college [HIEEXPECT]	ACPRPRD	Part-time	4.24	4.19		4.20	
		Full-time	4.37	4.27		4.27	
Item 19: During the first three weeks of your first semester/quarter at this college, about how often did you do the following?							
1 = Never, 2 = Once, 3 = Two or three times, 4 = Four or more times							
19c. Turn in an assignment late [HIEEXPECT]	LATETURN	Part-time	1.71	1.73		1.75	
		Full-time	1.77	1.78		1.77	
19d. Not turn in an assignment [HIEEXPECT]	NOTTURN	Part-time	1.53	1.48		1.49	
		Full-time	1.61	1.47		1.49	
19f. Come to class without completing readings or assignments [HIEEXPECT]	NOTCOMPL	Part-time	1.57	1.59		1.57	
		Full-time	1.56	1.60		1.61	
19s. Skip class [HIEEXPECT]	SKIPCL	Part-time	1.25	1.26		1.26	
		Full-time	1.23	1.27		1.28	

* The comparison group and cohort columns on this page EXCLUDE your college.

** T-test: 2-tailed

If a row contains less than 50 respondents, interpret the comparison results cautiously.

Survey of Entering Student Engagement - Lee College (2024 Administration)
2024 Benchmark Frequency Distributions - Main Survey

Comparison Group: Achieving the Dream in the 2024 Cohort*
 Entering Students Only - Breakout by Enrollment Status: Part-Time
 [Unweighted]
 High Expectations and Aspirations (HIEXPACT)

Item	Variable	Responses	Your College		ATD		2024 Cohort	
			Count	Percent	Count	Percent	Count	Percent
Item 18: Think about your experiences from the time of your decision to attend this college through the end of the first three weeks of your first semester/quarter.								
18b. The instructors at this college want me to succeed [HIEXPACT]	WNTSCCD	Strongly disagree	0	N/A	9	0.4	46	0.4
		Disagree	0	N/A	11	0.5	64	0.6
		Neutral	7	12.5	246	10.1	1,068	10.2
		Agree	17	30.4	999	41.2	4,254	40.7
		Strongly agree	32	57.1	1,161	47.9	5,013	48.0
		Total	56	100.0	2,426	100.0	10,445	100.0
18t. I have the motivation to do what it takes to succeed in college [HIEXPACT]	ITTAKES	Strongly disagree	0	N/A	21	0.9	96	0.9
		Disagree	2	3.6	59	2.4	238	2.3
		Neutral	7	12.5	328	13.5	1,438	13.8
		Agree	23	41.1	941	38.9	3,952	37.9
		Strongly agree	24	42.9	1,072	44.3	4,693	45.1
		Total	56	100.0	2,421	100.0	10,417	100.0
18u. I am prepared academically to succeed in college [HIEXPACT]	ACPRPRD	Strongly disagree	0	N/A	18	0.7	78	0.7
		Disagree	2	3.6	51	2.1	213	2.0
		Neutral	6	10.9	406	16.8	1,645	15.8
		Agree	24	43.6	932	38.5	4,080	39.1
		Strongly agree	23	41.8	1,012	41.8	4,427	42.4
		Total	55	100.0	2,419	100.0	10,443	100.0
Item 19: During the first three weeks of your first semester/quarter at this college, about how often did you do the following?								
19c. Turn in an assignment late [HIEXPACT]	LATETURN	Never	26	46.4	1,241	51.0	5,212	49.9
		Once	21	37.5	702	28.9	3,074	29.4
		Two or three times	8	14.3	383	15.7	1,737	16.6
		Four or more times	1	1.8	106	4.4	431	4.1
				Total	56	100.0	2,432	100.0
19d. Not turn in an assignment [HIEXPACT]	NOTTURN	Never	36	65.5	1,623	67.1	6,940	66.8
		Once	11	20.0	503	20.8	2,167	20.9
		Two or three times	6	10.9	208	8.6	967	9.3
		Four or more times	2	3.6	84	3.5	319	3.1
				Total	55	100.0	2,418	100.0
19f. Come to class without completing readings or assignments [HIEXPACT]	NOTCOMPL	Never	34	60.7	1,469	60.4	6,415	61.4
		Once	15	26.8	581	23.9	2,502	23.9
		Two or three times	4	7.1	298	12.2	1,196	11.4
		Four or more times	3	5.4	85	3.5	341	3.3
				Total	56	100.0	2,433	100.0

* The comparison group and cohort columns on this page EXCLUDE your college.
 Please see Table 1 for unweighted sample and population values of demographic items.

Survey of Entering Student Engagement - Lee College (2024 Administration)

2024 Benchmark Frequency Distributions - Main Survey

Comparison Group: Achieving the Dream in the 2024 Cohort*

Entering Students Only - Breakout by Enrollment Status: Part-Time

[Unweighted]

High Expectations and Aspirations (HIEXPECT)

			Your College		ATD		2024 Cohort	
Item	Variable	Responses	Count	Percent	Count	Percent	Count	Percent
Item 19: During the first three weeks of your first semester/quarter at this college, about how often did you do the following?								
19s. Skip class [HIEXPECT]	SKIPCL	Never	45	80.4	1,967	81.1	8,532	81.5
		Once	8	14.3	324	13.4	1,283	12.3
		Two or three times	3	5.4	107	4.4	532	5.1
		Four or more times	0	N/A	27	1.1	121	1.2
		Total	56	100.0	2,425	100.0	10,468	100.0

* The comparison group and cohort columns on this page EXCLUDE your college.
Please see Table 1 for unweighted sample and population values of demographic items.

**Survey of Entering Student Engagement - Lee College (2024 Administration)
2024 Benchmark Frequency Distributions - Main Survey**

Comparison Group: Achieving the Dream in the 2024 Cohort*
Entering Students Only - Breakout by Enrollment Status: Full-Time
[Unweighted]
High Expectations and Aspirations (HIEEXPECT)

			Your College		ATD		2024 Cohort	
Item	Variable	Responses	Count	Percent	Count	Percent	Count	Percent
Item 18: Think about your experiences from the time of your decision to attend this college through the end of the first three weeks of your first semester/quarter.								
18b. The instructors at this college want me to succeed [HIEEXPECT]	WNTSCCD	Strongly disagree	0	N/A	4	0.1	75	0.3
		Disagree	0	N/A	17	0.3	140	0.5
		Neutral	4	4.8	436	8.7	2,298	8.7
		Agree	31	36.9	2,059	40.9	11,025	41.9
		Strongly agree	49	58.3	2,516	50.0	12,781	48.6
		Total	84	100.0	5,032	100.0	26,319	100.0
18t. I have the motivation to do what it takes to succeed in college [HIEEXPECT]	ITTAKES	Strongly disagree	1	1.2	38	0.8	196	0.7
		Disagree	2	2.4	99	2.0	525	2.0
		Neutral	8	9.5	618	12.3	3,164	12.0
		Agree	26	31.0	1,890	37.5	9,824	37.4
		Strongly agree	47	56.0	2,394	47.5	12,572	47.8
		Total	84	100.0	5,039	100.0	26,281	100.0
18u. I am prepared academically to succeed in college [HIEEXPECT]	ACPRPRD	Strongly disagree	1	1.2	31	0.6	139	0.5
		Disagree	0	N/A	74	1.5	417	1.6
		Neutral	9	10.7	668	13.3	3,456	13.1
		Agree	31	36.9	2,008	39.9	10,382	39.4
		Strongly agree	43	51.2	2,257	44.8	11,940	45.3
		Total	84	100.0	5,038	100.0	26,334	100.0
Item 19: During the first three weeks of your first semester/quarter at this college, about how often did you do the following?								
19c. Turn in an assignment late [HIEEXPECT]	LATETURN	Never	43	51.2	2,436	48.2	12,615	47.9
		Once	22	26.2	1,531	30.3	8,119	30.8
		Two or three times	14	16.7	861	17.0	4,565	17.3
		Four or more times	5	6.0	223	4.4	1,051	4.0
		Total	84	100.0	5,051	100.0	26,350	100.0
19d. Not turn in an assignment [HIEEXPECT]	NOTTURN	Never	48	57.1	3,367	66.9	17,268	66.0
		Once	23	27.4	1,098	21.8	5,735	21.9
		Two or three times	11	13.1	436	8.7	2,478	9.5
		Four or more times	2	2.4	131	2.6	685	2.6
		Total	84	100.0	5,032	100.0	26,166	100.0
19f. Come to class without completing readings or assignments [HIEEXPECT]	NOTCOMPL	Never	48	57.1	2,938	58.3	15,301	58.1
		Once	26	31.0	1,329	26.4	6,872	26.1
		Two or three times	9	10.7	618	12.3	3,256	12.4
		Four or more times	1	1.2	158	3.1	920	3.5
		Total	84	100.0	5,043	100.0	26,349	100.0

* The comparison group and cohort columns on this page EXCLUDE your college.
Please see Table 1 for unweighted sample and population values of demographic items.

Survey of Entering Student Engagement - Lee College (2024 Administration)

2024 Benchmark Frequency Distributions - Main Survey

Comparison Group: Achieving the Dream in the 2024 Cohort*

Entering Students Only - Breakout by Enrollment Status: Full-Time

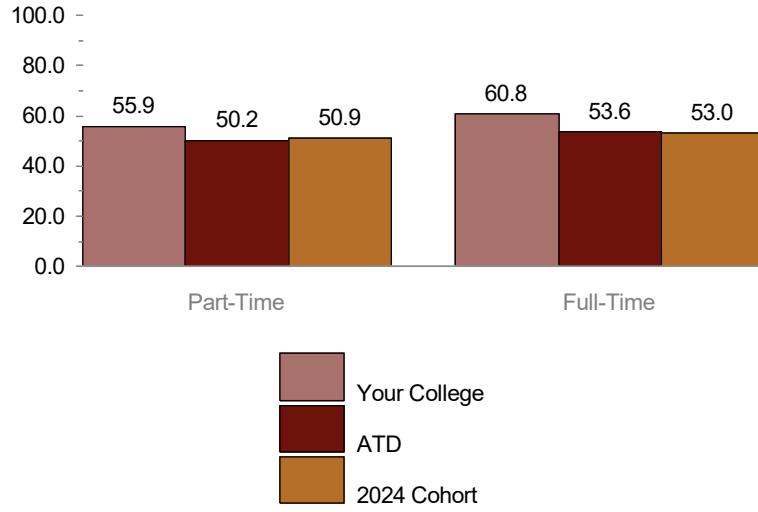
[Unweighted]

High Expectations and Aspirations (HIEXPECT)

			Your College		ATD		2024 Cohort	
Item	Variable	Responses	Count	Percent	Count	Percent	Count	Percent
Item 19: During the first three weeks of your first semester/quarter at this college, about how often did you do the following?								
19s. Skip class [HIEXPECT]	SKIPCL	Never	68	82.9	4,075	80.5	21,164	80.1
		Once	10	12.2	662	13.1	3,479	13.2
		Two or three times	3	3.7	278	5.5	1,460	5.5
		Four or more times	1	1.2	49	1.0	321	1.2
		Total	82	100.0	5,064	100.0	26,424	100.0

* The comparison group and cohort columns on this page EXCLUDE your college.
Please see Table 1 for unweighted sample and population values of demographic items.

Survey of Entering Student Engagement
Lee College (2024 Administration)
2024 Benchmark Bar Chart - Main Survey
Comparison Group: Achieving the Dream in the 2024 Cohort*
Entering Students Only - Breakout by Enrollment Status
[Unweighted]
Clear Academic Plan and Pathway (ACADPLAN)



* The comparison group and cohort bars on this page INCLUDE your college.

Survey of Entering Student Engagement - Lee College (2024 Administration)

2024 Benchmark Means Report - Main Survey

Comparison Group: Achieving the Dream in the 2024 Cohort*

Entering Students Only - Breakout by Enrollment Status

[Unweighted]

Clear Academic Plan and Pathway (ACADPLAN)

			Your College	ATD		2024 Cohort	
Item	Variable	Breakout Group	Mean	Mean	Effect Size**	Mean	Effect Size**
Item 18: Think about your experiences from the time of your decision to attend this college through the end of the first three weeks of your first semester/quarter.							
1 = Strongly disagree, 2 = Disagree, 3 = Neutral, 4 = Agree, 5 = Strongly agree							
18d. I was able to meet with an academic advisor at times convenient for me [ACADPLAN]	AACONTIM	Part-time	4.00	3.95		3.96	
		Full-time	4.18	4.01		4.01	
18e. An advisor helped me to select a course of study, program, or major [ACADPLAN]	AASELMAJ	Part-time	4.09	3.93		3.95	
		Full-time	4.35	3.99		3.99	
18f. An advisor helped me to set academic goals and to create a plan for achieving them [ACADPLAN]	ACADGOAL	Part-time	3.75	3.57		3.60	
		Full-time	3.95	3.58		3.60	
18g. An advisor helped me to identify the courses I needed to take during my first semester/quarter [ACADPLAN]	CRSADV	Part-time	4.20	4.05		4.08	
		Full-time	4.46	4.16		4.17	
18h. A college staff member talked with me about my commitments outside of school (work, children, dependents, etc.) to help me figure out how many courses to take [ACADPLAN]	OSCOMM	Part-time	3.71	3.06	0.53**	3.11	0.49**
		Full-time	3.59	3.07	0.43**	3.07	0.42**

* The comparison group and cohort columns on this page EXCLUDE your college.

** T-test: 2-tailed

If a row contains less than 50 respondents, interpret the comparison results cautiously.

Survey of Entering Student Engagement - Lee College (2024 Administration)
2024 Benchmark Frequency Distributions - Main Survey

Comparison Group: Achieving the Dream in the 2024 Cohort*
 Entering Students Only - Breakout by Enrollment Status: Part-Time
 [Unweighted]
 Clear Academic Plan and Pathway (ACADPLAN)

Item	Variable	Responses	Your College		ATD		2024 Cohort	
			Count	Percent	Count	Percent	Count	Percent
Item 18: Think about your experiences from the time of your decision to attend this college through the end of the first three weeks of your first semester/quarter.								
18d. I was able to meet with an academic advisor at times convenient for me [ACADPLAN]	AACONTIM	Strongly disagree	0	N/A	42	1.7	213	2.1
		Disagree	2	3.6	123	5.1	518	5.0
		Neutral	16	28.6	533	22.1	2,229	21.5
		Agree	18	32.1	935	38.8	3,933	38.0
		Strongly agree	20	35.7	774	32.2	3,458	33.4
		Total	56	100.0	2,407	100.0	10,351	100.0
18e. An advisor helped me to select a course of study, program, or major [ACADPLAN]	AASELMAJ	Strongly disagree	2	3.6	86	3.5	346	3.3
		Disagree	2	3.6	201	8.3	827	8.0
		Neutral	10	17.9	424	17.5	1,756	17.0
		Agree	17	30.4	802	33.1	3,530	34.1
		Strongly agree	25	44.6	913	37.6	3,887	37.6
		Total	56	100.0	2,426	100.0	10,346	100.0
18f. An advisor helped me to set academic goals and to create a plan for achieving them [ACADPLAN]	ACADGOAL	Strongly disagree	3	5.5	101	4.2	434	4.2
		Disagree	4	7.3	320	13.2	1,372	13.3
		Neutral	16	29.1	700	28.9	2,810	27.2
		Agree	13	23.6	697	28.8	2,974	28.8
		Strongly agree	19	34.5	601	24.8	2,745	26.6
		Total	55	100.0	2,419	100.0	10,335	100.0
18g. An advisor helped me to identify the courses I needed to take during my first semester/quarter [ACADPLAN]	CRSADV	Strongly disagree	0	N/A	65	2.7	285	2.7
		Disagree	0	N/A	154	6.4	572	5.5
		Neutral	11	19.6	340	14.1	1,419	13.7
		Agree	23	41.1	903	37.3	3,889	37.5
		Strongly agree	22	39.3	957	39.6	4,214	40.6
		Total	56	100.0	2,419	100.0	10,379	100.0
18h. A college staff member talked with me about my commitments outside of school (work, children, dependents, etc.) to help me figure out how many courses to take [ACADPLAN]	OSCOMM	Strongly disagree	3	5.4	246	10.2	970	9.4
		Disagree	3	5.4	660	27.4	2,685	25.9
		Neutral	16	28.6	614	25.5	2,761	26.7
		Agree	19	33.9	493	20.4	2,138	20.6
		Strongly agree	15	26.8	399	16.5	1,800	17.4
		Total	56	100.0	2,412	100.0	10,354	100.0

* The comparison group and cohort columns on this page EXCLUDE your college.
 Please see Table 1 for unweighted sample and population values of demographic items.

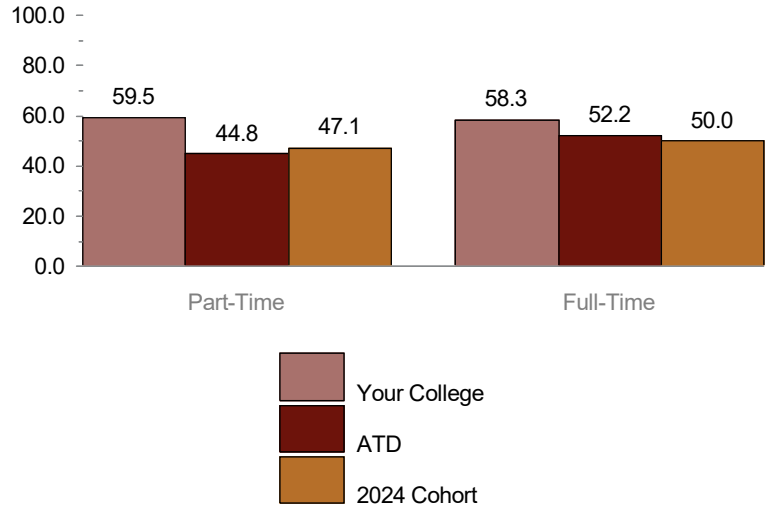
Survey of Entering Student Engagement - Lee College (2024 Administration)
2024 Benchmark Frequency Distributions - Main Survey

Comparison Group: Achieving the Dream in the 2024 Cohort*
 Entering Students Only - Breakout by Enrollment Status: Full-Time
 [Unweighted]
 Clear Academic Plan and Pathway (ACADPLAN)

Item	Variable	Responses	Your College		ATD		2024 Cohort	
			Count	Percent	Count	Percent	Count	Percent
Item 18: Think about your experiences from the time of your decision to attend this college through the end of the first three weeks of your first semester/quarter.								
18d. I was able to meet with an academic advisor at times convenient for me [ACADPLAN]	AACONTIM	Strongly disagree	0	N/A	63	1.3	425	1.6
		Disagree	1	1.2	198	3.9	1,177	4.5
		Neutral	18	21.7	1,051	20.9	5,304	20.3
		Agree	29	34.9	2,007	40.0	10,119	38.7
		Strongly agree	35	42.2	1,698	33.8	9,128	34.9
		Total	83	100.0	5,017	100.0	26,153	100.0
18e. An advisor helped me to select a course of study, program, or major [ACADPLAN]	AASELMAJ	Strongly disagree	0	N/A	145	2.9	818	3.1
		Disagree	4	4.8	367	7.3	2,010	7.7
		Neutral	7	8.4	816	16.2	4,044	15.5
		Agree	28	33.7	1,755	34.8	9,019	34.5
		Strongly agree	44	53.0	1,953	38.8	10,247	39.2
		Total	83	100.0	5,036	100.0	26,138	100.0
18f. An advisor helped me to set academic goals and to create a plan for achieving them [ACADPLAN]	ACADGOAL	Strongly disagree	1	1.2	195	3.9	1,048	4.0
		Disagree	9	10.8	670	13.3	3,490	13.4
		Neutral	15	18.1	1,458	29.0	7,070	27.1
		Agree	26	31.3	1,446	28.8	7,672	29.4
		Strongly agree	32	38.6	1,254	25.0	6,820	26.1
		Total	83	100.0	5,023	100.0	26,100	100.0
18g. An advisor helped me to identify the courses I needed to take during my first semester/quarter [ACADPLAN]	CRSADV	Strongly disagree	1	1.2	116	2.3	594	2.3
		Disagree	1	1.2	200	4.0	1,164	4.4
		Neutral	6	7.2	568	11.3	2,896	11.0
		Agree	26	31.3	2,005	39.9	10,086	38.5
		Strongly agree	49	59.0	2,141	42.6	11,469	43.8
		Total	83	100.0	5,030	100.0	26,209	100.0
18h. A college staff member talked with me about my commitments outside of school (work, children, dependents, etc.) to help me figure out how many courses to take [ACADPLAN]	OSCOMM	Strongly disagree	4	4.8	445	8.9	2,505	9.6
		Disagree	10	12.0	1,350	26.9	7,009	26.8
		Neutral	27	32.5	1,420	28.3	7,028	26.8
		Agree	17	20.5	1,013	20.2	5,326	20.3
		Strongly agree	25	30.1	797	15.9	4,311	16.5
		Total	83	100.0	5,025	100.0	26,179	100.0

* The comparison group and cohort columns on this page EXCLUDE your college.
 Please see Table 1 for unweighted sample and population values of demographic items.

Survey of Entering Student Engagement
Lee College (2024 Administration)
2024 Benchmark Bar Chart - Main Survey
Comparison Group: Achieving the Dream in the 2024 Cohort*
Entering Students Only - Breakout by Enrollment Status
[Unweighted]
Effective Track to College Readiness (COLLREAD)



* The comparison group and cohort bars on this page INCLUDE your college.

Survey of Entering Student Engagement - Lee College (2024 Administration)

2024 Benchmark Means Report - Main Survey

Comparison Group: Achieving the Dream in the 2024 Cohort*

Entering Students Only - Breakout by Enrollment Status

[Unweighted]

Effective Track to College Readiness (COLLREAD)

			Your College	ATD		2024 Cohort	
Item	Variable	Breakout Group	Mean	Mean	Effect Size**	Mean	Effect Size**
Item 21: Think about your experiences from the time of your decision to attend this college through the end of the first three weeks of your first semester/quarter. Within a class, or through another experience at this college:							
1 = Strongly disagree, 2 = Disagree, 3 = Neutral, 4 = Agree, 5 = Strongly agree							
21a. I learned to improve my study skills (listening, note taking, highlighting readings, working with others, etc.) [COLLREAD]	LNDSTUDY	Part-time	4.20	4.03		4.01	
		Full-time	4.20	4.07		4.05	
21b. I learned to understand my academic strengths and weaknesses [COLLREAD]	LNDACAWK	Part-time	4.25	4.01		4.00	
		Full-time	4.20	4.06		4.05	
21c. I learned skills and strategies to improve my test-taking ability [COLLREAD]	LNSDKLLS	Part-time	4.10	3.75		3.72	
		Full-time	3.99	3.79		3.74	
One or more items in this benchmark are not suited to means calculations. Please see the Frequency Distribution that follows for these items.							

* The comparison group and cohort columns on this page EXCLUDE your college.

** T-test: 2-tailed

If a row contains less than 50 respondents, interpret the comparison results cautiously.

**Survey of Entering Student Engagement - Lee College (2024 Administration)
2024 Benchmark Frequency Distributions - Main Survey**

Comparison Group: Achieving the Dream in the 2024 Cohort*
Entering Students Only - Breakout by Enrollment Status: Part-Time
[Unweighted]
Effective Track to College Readiness (COLLREAD)

Item	Variable	Responses	Your College		ATD		2024 Cohort	
			Count	Percent	Count	Percent	Count	Percent
Item 12: Think about your experiences from the time of your decision to attend this college through the end of the first three weeks of your first semester/quarter.								
12a. Before I could register for classes, I was required to take a placement test (COMPASS, ASSET, ACCUPLACER, SAT, ACT, etc.) to assess my skills in reading, writing, and/or math [COLLREAD]	REQPTST	Yes	34	60.7	1,268	53.4	5,332	52.1
		No	22	39.3	1,107	46.6	4,910	47.9
		Total	56	100.0	2,375	100.0	10,242	100.0
12b. I took a placement test (COMPASS, ASSET, ACCUPLACER, SAT, ACT, etc.) [COLLREAD]	TKPTST	Yes	40	71.4	1,402	60.1	5,980	59.5
		No	16	28.6	929	39.9	4,063	40.5
		Total	56	100.0	2,331	100.0	10,043	100.0
Item 14								
14. This college required me to enroll in classes indicated by my placement test scores during my first semester/quarter [COLLREAD]	REQCLASS	Yes	25	64.1	863	49.5	3,725	46.3
		No	14	35.9	879	50.5	4,327	53.7
		Total	39	100.0	1,742	100.0	8,052	100.0
Item 21: Think about your experiences from the time of your decision to attend this college through the end of the first three weeks of your first semester/quarter. Within a class, or through another experience at this college:								
21a. I learned to improve my study skills (listening, note taking, highlighting readings, working with others, etc.) [COLLREAD]	LNDSTUDY	Strongly disagree	0	N/A	40	1.7	165	1.6
		Disagree	0	N/A	76	3.2	366	3.6
		Neutral	8	15.7	456	19.4	2,032	20.0
		Agree	25	49.0	982	41.7	4,209	41.4
		Strongly agree	18	35.3	799	34.0	3,402	33.4
		Total	51	100.0	2,353	100.0	10,174	100.0
21b. I learned to understand my academic strengths and weaknesses [COLLREAD]	LNDACAWK	Strongly disagree	0	N/A	26	1.1	120	1.2
		Disagree	0	N/A	86	3.7	370	3.6
		Neutral	7	13.5	474	20.2	2,103	20.6
		Agree	25	48.1	1,029	43.8	4,392	43.1
		Strongly agree	20	38.5	736	31.3	3,209	31.5
		Total	52	100.0	2,351	100.0	10,194	100.0
21c. I learned skills and strategies to improve my test-taking ability [COLLREAD]	LNDKLLS	Strongly disagree	0	N/A	54	2.3	232	2.3
		Disagree	0	N/A	188	8.0	865	8.5
		Neutral	14	26.9	691	29.3	3,073	30.1
		Agree	19	36.5	793	33.7	3,350	32.9
		Strongly agree	19	36.5	630	26.7	2,675	26.2
		Total	52	100.0	2,356	100.0	10,195	100.0

* The comparison group and cohort columns on this page EXCLUDE your college.
Please see Table 1 for unweighted sample and population values of demographic items.

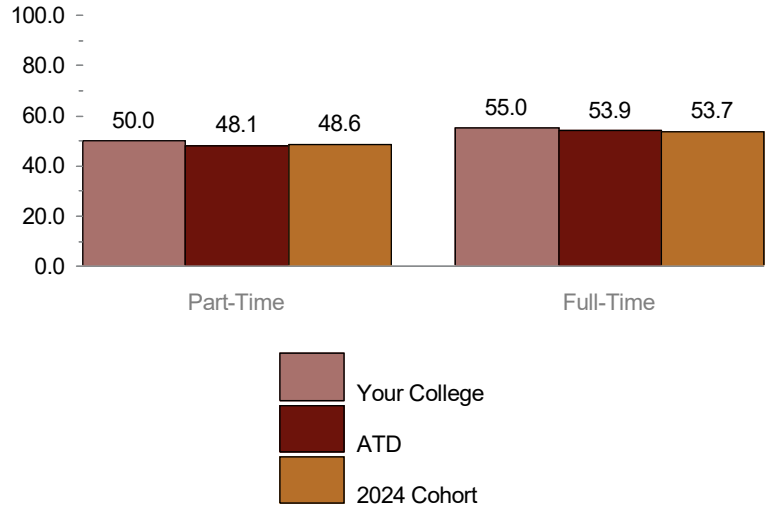
Survey of Entering Student Engagement - Lee College (2024 Administration)
2024 Benchmark Frequency Distributions - Main Survey

Comparison Group: Achieving the Dream in the 2024 Cohort*
 Entering Students Only - Breakout by Enrollment Status: Full-Time
 [Unweighted]
 Effective Track to College Readiness (COLLREAD)

Item	Variable	Responses	Your College		ATD		2024 Cohort	
			Count	Percent	Count	Percent	Count	Percent
Item 12: Think about your experiences from the time of your decision to attend this college through the end of the first three weeks of your first semester/quarter.								
12a. Before I could register for classes, I was required to take a placement test (COMPASS, ASSET, ACCUPLACER, SAT, ACT, etc.) to assess my skills in reading, writing, and/or math [COLLREAD]	REQPTEST	Yes	51	63.0	2,742	55.3	13,408	51.9
		No	30	37.0	2,217	44.7	12,440	48.1
		Total	81	100.0	4,959	100.0	25,848	100.0
12b. I took a placement test (COMPASS, ASSET, ACCUPLACER, SAT, ACT, etc.) [COLLREAD]	TKPTEST	Yes	54	68.4	3,252	66.3	16,273	63.7
		No	25	31.6	1,656	33.7	9,291	36.3
		Total	79	100.0	4,908	100.0	25,564	100.0
Item 14								
14. This college required me to enroll in classes indicated by my placement test scores during my first semester/quarter [COLLREAD]	REQCLASS	Yes	37	63.8	1,795	45.1	8,967	41.5
		No	21	36.2	2,184	54.9	12,661	58.5
		Total	58	100.0	3,979	100.0	21,628	100.0
Item 21: Think about your experiences from the time of your decision to attend this college through the end of the first three weeks of your first semester/quarter. Within a class, or through another experience at this college:								
21a. I learned to improve my study skills (listening, note taking, highlighting readings, working with others, etc.) [COLLREAD]	LNDSTUDY	Strongly disagree	1	1.2	46	0.9	328	1.3
		Disagree	1	1.2	169	3.4	939	3.6
		Neutral	11	13.6	928	18.7	4,803	18.6
		Agree	36	44.4	2,055	41.5	10,751	41.6
		Strongly agree	32	39.5	1,757	35.5	9,021	34.9
		Total	81	100.0	4,955	100.0	25,842	100.0
21b. I learned to understand my academic strengths and weaknesses [COLLREAD]	LNDACAWK	Strongly disagree	2	2.5	37	0.7	274	1.1
		Disagree	1	1.2	159	3.2	831	3.2
		Neutral	11	13.6	951	19.2	4,959	19.2
		Agree	32	39.5	2,141	43.2	11,181	43.2
		Strongly agree	35	43.2	1,668	33.7	8,638	33.4
		Total	81	100.0	4,956	100.0	25,883	100.0
21c. I learned skills and strategies to improve my test-taking ability [COLLREAD]	LNDKLLS	Strongly disagree	3	3.7	86	1.7	605	2.3
		Disagree	6	7.4	399	8.1	2,285	8.8
		Neutral	10	12.3	1,374	27.7	7,365	28.5
		Agree	32	39.5	1,710	34.5	8,552	33.1
		Strongly agree	30	37.0	1,387	28.0	7,066	27.3
		Total	81	100.0	4,956	100.0	25,873	100.0

* The comparison group and cohort columns on this page EXCLUDE your college.
 Please see Table 1 for unweighted sample and population values of demographic items.

Survey of Entering Student Engagement
Lee College (2024 Administration)
2024 Benchmark Bar Chart - Main Survey
Comparison Group: Achieving the Dream in the 2024 Cohort*
Entering Students Only - Breakout by Enrollment Status
[Unweighted]
Engaged Learning (ENGAGLRN)



* The comparison group and cohort bars on this page INCLUDE your college.

**Survey of Entering Student Engagement - Lee College (2024 Administration)
2024 Benchmark Means Report - Main Survey**

Comparison Group: Achieving the Dream in the 2024 Cohort*

Entering Students Only - Breakout by Enrollment Status

[Unweighted]

Engaged Learning (ENGAGLRN)

			Your College	ATD		2024 Cohort	
Item	Variable	Breakout Group	Mean	Mean	Effect Size**	Mean	Effect Size**
Item 19: During the first three weeks of your first semester/quarter at this college, about how often did you do the following?							
1 = Never, 2 = Once, 3 = Two or three times, 4 = Four or more times							
19a. Ask questions in class or contribute to class discussions [ENGAGLRN]	ASKQUES	Part-time	2.73	2.76		2.77	
		Full-time	2.86	2.87		2.85	
19b. Prepare at least two drafts of a paper or assignment before turning it in [ENGAGLRN]	PREPDRFT	Part-time	2.22	2.11		2.10	
		Full-time	2.43	2.18		2.12	
19e. Participate in supplemental instruction (extra class sessions with an instructor, tutor, or experienced student) [ENGAGLRN]	SUPINSTR	Part-time	1.63	1.52		1.51	
		Full-time	1.55	1.52		1.53	
19g. Work with other students on a project or assignment during class [ENGAGLRN]	PINCLASS	Part-time	2.27	2.26		2.26	
		Full-time	2.57	2.47		2.48	
19h. Work with classmates outside of class on class projects or assignments [ENGAGLRN]	PREPOUTC	Part-time	1.46	1.45		1.48	
		Full-time	1.76	1.56		1.65	
19i. Participate in a required study group outside of class [ENGAGLRN]	GRPSTUDY	Part-time	1.25	1.25		1.27	
		Full-time	1.36	1.26		1.30	
19j. Participate in a student-initiated (not required) study group outside of class [ENGAGLRN]	NRGSTUDY	Part-time	1.38	1.26		1.28	
		Full-time	1.42	1.32		1.36	
19k. Use an electronic tool (e-mail, text messaging, Facebook, MySpace, class Web site, etc.) to communicate with another student about coursework [ENGAGLRN]	USEINTMG	Part-time	2.16	2.01		2.03	
		Full-time	2.06	2.19		2.24	
19l. Use an electronic tool (e-mail, text messaging, Facebook, MySpace, class Web site, etc.) to communicate with an instructor about coursework [ENGAGLRN]	MAILFAC	Part-time	2.34	2.32		2.35	
		Full-time	2.60	2.45		2.47	
19m. Discuss an assignment or grade with an instructor [ENGAGLRN]	FACASSN	Part-time	2.25	2.01		2.03	
		Full-time	2.12	2.14		2.12	
19n. Ask for help from an instructor regarding questions or problems related to a class [ENGAGLRN]	CLASSREL	Part-time	2.34	2.31		2.32	
		Full-time	2.58	2.41		2.41	
19o. Receive prompt written or oral feedback from instructors on your performance [ENGAGLRN]	FEEDBACK	Part-time	2.59	2.43		2.46	
		Full-time	2.79	2.60		2.64	
19q. Discuss ideas from your readings or classes with instructors outside of class [ENGAGLRN]	FACIDOC	Part-time	1.79	1.57		1.57	
		Full-time	1.67	1.64		1.63	

* The comparison group and cohort columns on this page EXCLUDE your college.

** T-test: 2-tailed

If a row contains less than 50 respondents, interpret the comparison results cautiously.

Survey of Entering Student Engagement - Lee College (2024 Administration)

2024 Benchmark Means Report - Main Survey

Comparison Group: Achieving the Dream in the 2024 Cohort*

Entering Students Only - Breakout by Enrollment Status

[Unweighted]

Engaged Learning (ENGAGLRN)

			Your College	ATD		2024 Cohort	
Item	Variable	Breakout Group	Mean	Mean	Effect Size**	Mean	Effect Size**
Item 20.2: Think about your experiences from the time of your decision to attend this college through the end of the first three weeks of your first semester/quarter. How often did you use the following services?							
1 = Never, 2 = Once, 3 = Two or three times, 4 = Four or more times							
20.2d. Face-to-face tutoring [ENGAGLRN]	FFTUSE	Part-time	1.47	1.30		1.30	
		Full-time	1.47	1.33		1.32	
20.2f. Writing, math, or other skill lab [ENGAGLRN]	SKLABUSE	Part-time	1.74	1.50		1.55	
		Full-time	1.60	1.57		1.58	
20.2h. Computer lab [ENGAGLRN]	COMLBUSE	Part-time	1.33	1.66		1.63	
		Full-time	1.51	1.73		1.69	

* The comparison group and cohort columns on this page EXCLUDE your college.

** T-test: 2-tailed

If a row contains less than 50 respondents, interpret the comparison results cautiously.

**Survey of Entering Student Engagement - Lee College (2024 Administration)
2024 Benchmark Frequency Distributions - Main Survey**

Comparison Group: Achieving the Dream in the 2024 Cohort*
Entering Students Only - Breakout by Enrollment Status: Part-Time
[Unweighted]
Engaged Learning (ENGAGLRN)

			Your College		ATD		2024 Cohort	
Item	Variable	Responses	Count	Percent	Count	Percent	Count	Percent
Item 19: During the first three weeks of your first semester/quarter at this college, about how often did you do the following?								
19a. Ask questions in class or contribute to class discussions [ENGAGLRN]	ASKQUES	Never	4	7.1	259	10.6	1,126	10.7
		Once	20	35.7	595	24.4	2,517	24.0
		Two or three times	19	33.9	1,072	43.9	4,532	43.2
		Four or more times	13	23.2	517	21.2	2,325	22.1
		Total	56	100.0	2,443	100.0	10,500	100.0
19b. Prepare at least two drafts of a paper or assignment before turning it in [ENGAGLRN]	PREPDRFT	Never	10	18.5	751	31.0	3,310	31.7
		Once	26	48.1	837	34.5	3,544	34.0
		Two or three times	14	25.9	660	27.2	2,831	27.1
		Four or more times	4	7.4	177	7.3	751	7.2
		Total	54	100.0	2,425	100.0	10,436	100.0
19e. Participate in supplemental instruction (extra class sessions with an instructor, tutor, or experienced student) [ENGAGLRN]	SUPINSTR	Never	34	60.7	1,652	68.1	7,250	69.3
		Once	13	23.2	404	16.7	1,656	15.8
		Two or three times	5	8.9	262	10.8	1,024	9.8
		Four or more times	4	7.1	108	4.5	537	5.1
		Total	56	100.0	2,426	100.0	10,467	100.0
19g. Work with other students on a project or assignment during class [ENGAGLRN]	PINCLASS	Never	15	27.3	804	33.1	3,411	32.6
		Once	16	29.1	545	22.5	2,396	22.9
		Two or three times	18	32.7	724	29.8	3,185	30.5
		Four or more times	6	10.9	353	14.6	1,461	14.0
		Total	55	100.0	2,426	100.0	10,453	100.0
19h. Work with classmates outside of class on class projects or assignments [ENGAGLRN]	PREPOUTC	Never	37	66.1	1,753	72.3	7,324	70.2
		Once	14	25.0	344	14.2	1,609	15.4
		Two or three times	3	5.4	229	9.5	1,064	10.2
		Four or more times	2	3.6	97	4.0	440	4.2
		Total	56	100.0	2,423	100.0	10,437	100.0
19i. Participate in a required study group outside of class [ENGAGLRN]	GRPSTUDY	Never	43	78.2	2,050	84.4	8,692	83.2
		Once	10	18.2	199	8.2	960	9.2
		Two or three times	2	3.6	118	4.9	517	5.0
		Four or more times	0	N/A	61	2.5	272	2.6
		Total	55	100.0	2,428	100.0	10,441	100.0
19j. Participate in a student-initiated (not required) study group outside of class [ENGAGLRN]	NRGSTUDY	Never	43	78.2	2,011	83.2	8,610	82.7
		Once	5	9.1	223	9.2	968	9.3
		Two or three times	5	9.1	132	5.5	541	5.2
		Four or more times	2	3.6	51	2.1	288	2.8
		Total	55	100.0	2,417	100.0	10,407	100.0

* The comparison group and cohort columns on this page EXCLUDE your college.
Please see Table 1 for unweighted sample and population values of demographic items.

Survey of Entering Student Engagement - Lee College (2024 Administration)
2024 Benchmark Frequency Distributions - Main Survey

Comparison Group: Achieving the Dream in the 2024 Cohort*
 Entering Students Only - Breakout by Enrollment Status: Part-Time
 [Unweighted]
 Engaged Learning (ENGAGLRN)

			Your College		ATD		2024 Cohort	
Item	Variable	Responses	Count	Percent	Count	Percent	Count	Percent
Item 19: During the first three weeks of your first semester/quarter at this college, about how often did you do the following?								
19k. Use an electronic tool (e-mail, text messaging, Facebook, MySpace, class Web site, etc.) to communicate with another student about coursework [ENGAGLRN]	USEINTMG	Never	23	41.1	1,141	47.0	4,833	46.4
		Once	13	23.2	457	18.8	2,039	19.6
		Two or three times	8	14.3	490	20.2	1,983	19.0
		Four or more times	12	21.4	341	14.0	1,570	15.1
		Total	56	100.0	2,429	100.0	10,425	100.0
19l. Use an electronic tool (e-mail, text messaging, Facebook, MySpace, class Web site, etc.) to communicate with an instructor about coursework [ENGAGLRN]	MAILFAC	Never	16	28.6	683	28.2	2,801	26.9
		Once	14	25.0	636	26.2	2,808	26.9
		Two or three times	17	30.4	743	30.6	3,125	30.0
		Four or more times	9	16.1	364	15.0	1,687	16.2
		Total	56	100.0	2,426	100.0	10,421	100.0
19m. Discuss an assignment or grade with an instructor [ENGAGLRN]	FACASSN	Never	14	25.0	908	37.3	3,691	35.3
		Once	21	37.5	760	31.2	3,461	33.1
		Two or three times	14	25.0	599	24.6	2,552	24.4
		Four or more times	7	12.5	166	6.8	751	7.2
		Total	56	100.0	2,433	100.0	10,455	100.0
19n. Ask for help from an instructor regarding questions or problems related to a class [ENGAGLRN]	CLASSREL	Never	14	25.0	576	23.8	2,494	23.9
		Once	15	26.8	771	31.8	3,247	31.1
		Two or three times	21	37.5	823	34.0	3,502	33.6
		Four or more times	6	10.7	252	10.4	1,188	11.4
		Total	56	100.0	2,422	100.0	10,431	100.0
19o. Receive prompt written or oral feedback from instructors on your performance [ENGAGLRN]	FEEDBACK	Never	9	16.1	584	24.0	2,435	23.3
		Once	15	26.8	636	26.2	2,648	25.4
		Two or three times	22	39.3	784	32.3	3,462	33.2
		Four or more times	10	17.9	427	17.6	1,885	18.1
		Total	56	100.0	2,431	100.0	10,430	100.0
19q. Discuss ideas from your readings or classes with instructors outside of class [ENGAGLRN]	FACIDOC	Never	32	57.1	1,566	64.8	6,725	64.6
		Once	9	16.1	447	18.5	1,929	18.5
		Two or three times	10	17.9	288	11.9	1,251	12.0
		Four or more times	5	8.9	116	4.8	504	4.8
		Total	56	100.0	2,417	100.0	10,409	100.0
Item 20.2: Think about your experiences from the time of your decision to attend this college through the end of the first three weeks of your first semester/quarter. How often did you use the following services?								
20.2d. Face-to-face tutoring [ENGAGLRN]	FFTUSE	Never	40	78.4	1,591	81.6	6,879	82.0
		Once	3	5.9	202	10.4	814	9.7
		Two or three times	3	5.9	95	4.9	423	5.0
		Four or more times	5	9.8	62	3.2	273	3.3
		Total	51	100.0	1,950	100.0	8,389	100.0

* The comparison group and cohort columns on this page EXCLUDE your college.
 Please see Table 1 for unweighted sample and population values of demographic items.

Survey of Entering Student Engagement - Lee College (2024 Administration)

2024 Benchmark Frequency Distributions - Main Survey

Comparison Group: Achieving the Dream in the 2024 Cohort*

Entering Students Only - Breakout by Enrollment Status: Part-Time

[Unweighted]

Engaged Learning (ENGAGLRN)

			Your College		ATD		2024 Cohort	
Item	Variable	Responses	Count	Percent	Count	Percent	Count	Percent
Item 20.2: Think about your experiences from the time of your decision to attend this college through the end of the first three weeks of your first semester/quarter. How often did you use the following services?								
20.2f. Writing, math, or other skill lab [ENGAGLRN]	SKLABUSE	Never	27	57.4	1,062	71.4	4,816	69.5
		Once	10	21.3	199	13.4	935	13.5
		Two or three times	5	10.6	135	9.1	641	9.3
		Four or more times	5	10.6	91	6.1	534	7.7
		Total	47	100.0	1,487	100.0	6,926	100.0
20.2h. Computer lab [ENGAGLRN]	COMLBUSE	Never	34	79.1	1,083	62.9	4,776	64.8
		Once	5	11.6	287	16.7	1,155	15.7
		Two or three times	3	7.0	208	12.1	817	11.1
		Four or more times	1	2.3	143	8.3	628	8.5
		Total	43	100.0	1,721	100.0	7,376	100.0

* The comparison group and cohort columns on this page EXCLUDE your college.
Please see Table 1 for unweighted sample and population values of demographic items.

Survey of Entering Student Engagement - Lee College (2024 Administration)
2024 Benchmark Frequency Distributions - Main Survey

Comparison Group: Achieving the Dream in the 2024 Cohort*
 Entering Students Only - Breakout by Enrollment Status: Full-Time
 [Unweighted]
 Engaged Learning (ENGAGLRN)

Item	Variable	Responses	Your College		ATD		2024 Cohort	
			Count	Percent	Count	Percent	Count	Percent
Item 19: During the first three weeks of your first semester/quarter at this college, about how often did you do the following?								
19a. Ask questions in class or contribute to class discussions [ENGAGLRN]	ASKQUES	Never	6	7.2	428	8.4	2,275	8.6
		Once	19	22.9	1,144	22.5	5,921	22.4
		Two or three times	39	47.0	2,181	43.0	11,591	43.9
		Four or more times	19	22.9	1,324	26.1	6,630	25.1
		Total	83	100.0	5,077	100.0	26,417	100.0
19b. Prepare at least two drafts of a paper or assignment before turning it in [ENGAGLRN]	PREPDRFT	Never	12	14.3	1,384	27.4	8,042	30.6
		Once	31	36.9	1,755	34.7	8,923	33.9
		Two or three times	34	40.5	1,545	30.6	7,480	28.4
		Four or more times	7	8.3	367	7.3	1,878	7.1
		Total	84	100.0	5,051	100.0	26,323	100.0
19e. Participate in supplemental instruction (extra class sessions with an instructor, tutor, or experienced student) [ENGAGLRN]	SUPINSTR	Never	53	63.9	3,454	68.2	17,916	67.9
		Once	18	21.7	818	16.2	4,325	16.4
		Two or three times	8	9.6	562	11.1	2,883	10.9
		Four or more times	4	4.8	231	4.6	1,271	4.8
		Total	83	100.0	5,065	100.0	26,395	100.0
19g. Work with other students on a project or assignment during class [ENGAGLRN]	PINCLASS	Never	17	20.5	1,230	24.2	6,204	23.5
		Once	18	21.7	1,154	22.7	5,947	22.5
		Two or three times	32	38.6	1,787	35.2	9,513	36.0
		Four or more times	16	19.3	902	17.8	4,729	17.9
		Total	83	100.0	5,073	100.0	26,393	100.0
19h. Work with classmates outside of class on class projects or assignments [ENGAGLRN]	PREPOUTC	Never	48	57.8	3,325	65.9	16,194	61.6
		Once	16	19.3	878	17.4	4,778	18.2
		Two or three times	10	12.0	594	11.8	3,710	14.1
		Four or more times	9	10.8	250	5.0	1,611	6.1
		Total	83	100.0	5,047	100.0	26,293	100.0
19i. Participate in a required study group outside of class [ENGAGLRN]	GRPSTUDY	Never	65	78.3	4,240	83.8	21,501	81.7
		Once	10	12.0	456	9.0	2,486	9.4
		Two or three times	4	4.8	251	5.0	1,509	5.7
		Four or more times	4	4.8	115	2.3	836	3.2
		Total	83	100.0	5,062	100.0	26,332	100.0
19j. Participate in a student-initiated (not required) study group outside of class [ENGAGLRN]	NRGSTUDY	Never	65	78.3	4,044	80.2	20,583	78.4
		Once	6	7.2	541	10.7	2,934	11.2
		Two or three times	7	8.4	306	6.1	1,762	6.7
		Four or more times	5	6.0	152	3.0	971	3.7
		Total	83	100.0	5,043	100.0	26,250	100.0

* The comparison group and cohort columns on this page EXCLUDE your college.
 Please see Table 1 for unweighted sample and population values of demographic items.

Survey of Entering Student Engagement - Lee College (2024 Administration)
2024 Benchmark Frequency Distributions - Main Survey

Comparison Group: Achieving the Dream in the 2024 Cohort*
 Entering Students Only - Breakout by Enrollment Status: Full-Time
 [Unweighted]
 Engaged Learning (ENGAGLRN)

			Your College		ATD		2024 Cohort	
Item	Variable	Responses	Count	Percent	Count	Percent	Count	Percent
Item 19: During the first three weeks of your first semester/quarter at this college, about how often did you do the following?								
19k. Use an electronic tool (e-mail, text messaging, Facebook, MySpace, class Web site, etc.) to communicate with another student about coursework [ENGAGLRN]	USEINTMG	Never	39	47.0	1,981	39.1	9,878	37.5
		Once	15	18.1	1,048	20.7	5,296	20.1
		Two or three times	14	16.9	1,101	21.8	5,980	22.7
		Four or more times	15	18.1	932	18.4	5,156	19.6
		Total	83	100.0	5,062	100.0	26,310	100.0
19l. Use an electronic tool (e-mail, text messaging, Facebook, MySpace, class Web site, etc.) to communicate with an instructor about coursework [ENGAGLRN]	MAILFAC	Never	15	18.1	1,236	24.5	6,182	23.5
		Once	22	26.5	1,272	25.2	6,473	24.6
		Two or three times	27	32.5	1,567	31.1	8,641	32.9
		Four or more times	19	22.9	964	19.1	4,987	19.0
		Total	83	100.0	5,039	100.0	26,283	100.0
19m. Discuss an assignment or grade with an instructor [ENGAGLRN]	FACASSN	Never	20	24.1	1,561	30.8	8,290	31.4
		Once	37	44.6	1,702	33.6	8,810	33.4
		Two or three times	22	26.5	1,356	26.8	7,056	26.8
		Four or more times	4	4.8	446	8.8	2,207	8.4
		Total	83	100.0	5,065	100.0	26,363	100.0
19n. Ask for help from an instructor regarding questions or problems related to a class [ENGAGLRN]	CLASSREL	Never	10	12.0	1,107	21.9	5,674	21.5
		Once	24	28.9	1,436	28.4	7,632	29.0
		Two or three times	40	48.2	1,858	36.7	9,460	35.9
		Four or more times	9	10.8	657	13.0	3,570	13.6
		Total	83	100.0	5,058	100.0	26,336	100.0
19o. Receive prompt written or oral feedback from instructors on your performance [ENGAGLRN]	FEEDBACK	Never	9	11.0	953	18.8	4,573	17.4
		Once	16	19.5	1,231	24.3	6,279	23.9
		Two or three times	40	48.8	1,764	34.9	9,490	36.1
		Four or more times	17	20.7	1,108	21.9	5,963	22.7
		Total	82	100.0	5,056	100.0	26,305	100.0
19q. Discuss ideas from your readings or classes with instructors outside of class [ENGAGLRN]	FACIDOC	Never	49	59.0	3,150	62.3	16,297	62.0
		Once	15	18.1	922	18.2	4,979	18.9
		Two or three times	16	19.3	653	12.9	3,376	12.8
		Four or more times	3	3.6	329	6.5	1,649	6.3
		Total	83	100.0	5,054	100.0	26,301	100.0
Item 20.2: Think about your experiences from the time of your decision to attend this college through the end of the first three weeks of your first semester/quarter. How often did you use the following services?								
20.2d. Face-to-face tutoring [ENGAGLRN]	FFTUSE	Never	51	68.0	3,410	80.0	18,044	80.4
		Once	17	22.7	457	10.7	2,360	10.5
		Two or three times	3	4.0	251	5.9	1,236	5.5
		Four or more times	4	5.3	145	3.4	801	3.6
		Total	75	100.0	4,263	100.0	22,441	100.0

* The comparison group and cohort columns on this page EXCLUDE your college.
 Please see Table 1 for unweighted sample and population values of demographic items.

Survey of Entering Student Engagement - Lee College (2024 Administration)

2024 Benchmark Frequency Distributions - Main Survey

Comparison Group: Achieving the Dream in the 2024 Cohort*

Entering Students Only - Breakout by Enrollment Status: Full-Time

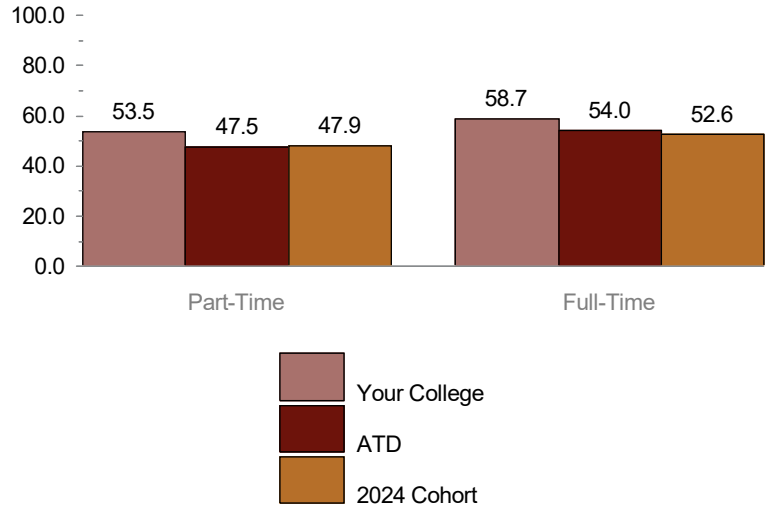
[Unweighted]

Engaged Learning (ENGAGLRN)

			Your College		ATD		2024 Cohort	
Item	Variable	Responses	Count	Percent	Count	Percent	Count	Percent
Item 20.2: Think about your experiences from the time of your decision to attend this college through the end of the first three weeks of your first semester/quarter. How often did you use the following services?								
20.2f. Writing, math, or other skill lab [ENGAGLRN]	SKLABUSE	Never	43	58.9	2,298	68.7	12,525	68.3
		Once	20	27.4	471	14.1	2,546	13.9
		Two or three times	6	8.2	303	9.1	1,729	9.4
		Four or more times	4	5.5	272	8.1	1,534	8.4
		Total	73	100.0	3,344	100.0	18,334	100.0
20.2h. Computer lab [ENGAGLRN]	COMLBUSE	Never	48	69.6	2,272	60.3	12,197	62.3
		Once	12	17.4	632	16.8	3,158	16.1
		Two or three times	4	5.8	461	12.2	2,274	11.6
		Four or more times	5	7.2	400	10.6	1,946	9.9
		Total	69	100.0	3,765	100.0	19,575	100.0

* The comparison group and cohort columns on this page EXCLUDE your college.
Please see Table 1 for unweighted sample and population values of demographic items.

Survey of Entering Student Engagement
Lee College (2024 Administration)
2024 Benchmark Bar Chart - Main Survey
Comparison Group: Achieving the Dream in the 2024 Cohort*
Entering Students Only - Breakout by Enrollment Status
[Unweighted]
Academic and Social Support (ACSOCSUP)



* The comparison group and cohort bars on this page INCLUDE your college.

Survey of Entering Student Engagement - Lee College (2024 Administration)

2024 Benchmark Means Report - Main Survey

Comparison Group: Achieving the Dream in the 2024 Cohort*

Entering Students Only - Breakout by Enrollment Status

[Unweighted]

Academic and Social Support (ACSOCSUP)

			Your College	ATD		2024 Cohort	
Item	Variable	Breakout Group	Mean	Mean	Effect Size**	Mean	Effect Size**
Item 18: Think about your experiences from the time of your decision to attend this college through the end of the first three weeks of your first semester/quarter.							
1 = Strongly disagree, 2 = Disagree, 3 = Neutral, 4 = Agree, 5 = Strongly agree							
18l. All instructors clearly explained academic and student support services available at this college [ACSOCSUP]	RESOURCE	Part-time	4.21	4.02		4.05	
		Full-time	4.43	4.10	0.39**	4.09	0.39**
18m. All instructors clearly explained course grading policies [ACSOCSUP]	GRADEPOL	Part-time	4.27	4.32		4.33	
		Full-time	4.59	4.40		4.36	
18n. All instructors clearly explained course syllabi (syllabuses) [ACSOCSUP]	SYLLABI	Part-time	4.41	4.39		4.38	
		Full-time	4.60	4.45		4.41	
18o. I knew how to get in touch with my instructors outside of class [ACSOCSUP]	FACMEET	Part-time	4.38	4.34		4.34	
		Full-time	4.49	4.41		4.39	
18q. At least one other student whom I didn't previously know learned my name [ACSOCSUP]	OSTUDNAM	Part-time	4.21	3.81		3.86	
		Full-time	4.24	4.05		4.10	
18r. At least one instructor learned my name [ACSOCSUP]	FACNAM	Part-time	4.45	4.16		4.19	
		Full-time	4.45	4.29		4.31	
18s. I learned the name of at least one other student in most of my classes [ACSOCSUP]	STUNAM	Part-time	4.30	4.04		4.07	
		Full-time	4.35	4.19		4.23	

* The comparison group and cohort columns on this page EXCLUDE your college.

** T-test: 2-tailed

If a row contains less than 50 respondents, interpret the comparison results cautiously.

Survey of Entering Student Engagement - Lee College (2024 Administration)
2024 Benchmark Frequency Distributions - Main Survey

Comparison Group: Achieving the Dream in the 2024 Cohort*
 Entering Students Only - Breakout by Enrollment Status: Part-Time
 [Unweighted]
 Academic and Social Support (ACSOCSUP)

Item	Variable	Responses	Your College		ATD		2024 Cohort	
			Count	Percent	Count	Percent	Count	Percent
Item 18: Think about your experiences from the time of your decision to attend this college through the end of the first three weeks of your first semester/quarter.								
18l. All instructors clearly explained academic and student support services available at this college [ACSOCSUP]	RESOURCE	Strongly disagree	0	N/A	31	1.3	137	1.3
		Disagree	2	3.6	133	5.5	515	5.0
		Neutral	6	10.7	414	17.1	1,716	16.6
		Agree	26	46.4	1,007	41.7	4,310	41.7
		Strongly agree	22	39.3	829	34.3	3,664	35.4
		Total	56	100.0	2,414	100.0	10,342	100.0
18m. All instructors clearly explained course grading policies [ACSOCSUP]	GRADEPOL	Strongly disagree	0	N/A	13	0.5	74	0.7
		Disagree	1	1.8	33	1.4	162	1.6
		Neutral	6	10.7	232	9.6	914	8.8
		Agree	26	46.4	1,039	43.0	4,375	42.3
		Strongly agree	23	41.1	1,098	45.5	4,826	46.6
		Total	56	100.0	2,415	100.0	10,351	100.0
18n. All instructors clearly explained course syllabi (syllabuses) [ACSOCSUP]	SYLLABI	Strongly disagree	0	N/A	11	0.5	50	0.5
		Disagree	0	N/A	23	1.0	134	1.3
		Neutral	6	10.7	190	7.9	816	7.9
		Agree	21	37.5	991	41.0	4,177	40.3
		Strongly agree	29	51.8	1,202	49.7	5,190	50.1
		Total	56	100.0	2,417	100.0	10,367	100.0
18o. I knew how to get in touch with my instructors outside of class [ACSOCSUP]	FACMEET	Strongly disagree	0	N/A	12	0.5	67	0.6
		Disagree	0	N/A	43	1.8	191	1.8
		Neutral	3	5.4	210	8.7	850	8.2
		Agree	29	51.8	1,002	41.4	4,317	41.5
		Strongly agree	24	42.9	1,156	47.7	4,968	47.8
		Total	56	100.0	2,423	100.0	10,393	100.0
18q. At least one other student whom I didn't previously know learned my name [ACSOCSUP]	OSTUDNAM	Strongly disagree	3	5.4	124	5.1	499	4.8
		Disagree	0	N/A	219	9.1	944	9.1
		Neutral	4	7.1	457	18.9	1,723	16.6
		Agree	24	42.9	803	33.2	3,506	33.8
		Strongly agree	25	44.6	813	33.7	3,704	35.7
		Total	56	100.0	2,416	100.0	10,376	100.0
18r. At least one instructor learned my name [ACSOCSUP]	FACNAM	Strongly disagree	0	N/A	45	1.9	172	1.7
		Disagree	0	N/A	85	3.5	401	3.9
		Neutral	3	5.4	345	14.3	1,349	13.0
		Agree	25	44.6	905	37.5	3,841	37.1
		Strongly agree	28	50.0	1,034	42.8	4,600	44.4
		Total	56	100.0	2,414	100.0	10,363	100.0

* The comparison group and cohort columns on this page EXCLUDE your college.
 Please see Table 1 for unweighted sample and population values of demographic items.

Survey of Entering Student Engagement - Lee College (2024 Administration)

2024 Benchmark Frequency Distributions - Main Survey

Comparison Group: Achieving the Dream in the 2024 Cohort*

Entering Students Only - Breakout by Enrollment Status: Part-Time

[Unweighted]

Academic and Social Support (ACSOCSUP)

			Your College		ATD		2024 Cohort	
Item	Variable	Responses	Count	Percent	Count	Percent	Count	Percent
Item 18: Think about your experiences from the time of your decision to attend this college through the end of the first three weeks of your first semester/quarter.								
18s. I learned the name of at least one other student in most of my classes [ACSOCSUP]	STUNAM	Strongly disagree	1	1.8	76	3.1	334	3.2
		Disagree	2	3.6	153	6.3	676	6.5
		Neutral	5	8.9	341	14.1	1,264	12.2
		Agree	19	33.9	885	36.6	3,788	36.5
		Strongly agree	29	51.8	964	39.9	4,308	41.5
		Total	56	100.0	2,419	100.0	10,370	100.0

* The comparison group and cohort columns on this page EXCLUDE your college.
Please see Table 1 for unweighted sample and population values of demographic items.

Survey of Entering Student Engagement - Lee College (2024 Administration)
2024 Benchmark Frequency Distributions - Main Survey

Comparison Group: Achieving the Dream in the 2024 Cohort*
 Entering Students Only - Breakout by Enrollment Status: Full-Time
 [Unweighted]
 Academic and Social Support (ACSOCSUP)

Item	Variable	Responses	Your College		ATD		2024 Cohort	
			Count	Percent	Count	Percent	Count	Percent
Item 18: Think about your experiences from the time of your decision to attend this college through the end of the first three weeks of your first semester/quarter.								
18l. All instructors clearly explained academic and student support services available at this college [ACSOCSUP]	RESOURCE	Strongly disagree	0	N/A	37	0.7	258	1.0
		Disagree	0	N/A	192	3.8	1,200	4.6
		Neutral	10	12.0	821	16.3	4,146	15.9
		Agree	27	32.5	2,162	42.9	10,959	41.9
		Strongly agree	46	55.4	1,824	36.2	9,566	36.6
		Total	83	100.0	5,036	100.0	26,129	100.0
18m. All instructors clearly explained course grading policies [ACSOCSUP]	GRADEPOL	Strongly disagree	0	N/A	10	0.2	128	0.5
		Disagree	0	N/A	63	1.3	431	1.6
		Neutral	2	2.4	347	6.9	2,002	7.7
		Agree	30	36.1	2,092	41.5	10,862	41.5
		Strongly agree	51	61.4	2,527	50.1	12,746	48.7
		Total	83	100.0	5,039	100.0	26,169	100.0
18n. All instructors clearly explained course syllabi (syllabuses) [ACSOCSUP]	SYLLABI	Strongly disagree	0	N/A	10	0.2	106	0.4
		Disagree	0	N/A	63	1.3	366	1.4
		Neutral	4	4.8	279	5.5	1,848	7.1
		Agree	25	30.1	1,977	39.3	10,170	38.9
		Strongly agree	54	65.1	2,700	53.7	13,686	52.3
		Total	83	100.0	5,029	100.0	26,176	100.0
18o. I knew how to get in touch with my instructors outside of class [ACSOCSUP]	FACMEET	Strongly disagree	0	N/A	9	0.2	101	0.4
		Disagree	1	1.2	58	1.2	400	1.5
		Neutral	5	6.0	368	7.3	1,852	7.1
		Agree	29	34.9	2,043	40.6	10,612	40.5
		Strongly agree	48	57.8	2,559	50.8	13,229	50.5
		Total	83	100.0	5,037	100.0	26,194	100.0
18q. At least one other student whom I didn't previously know learned my name [ACSOCSUP]	OSTUDNAM	Strongly disagree	3	3.6	155	3.1	827	3.2
		Disagree	2	2.4	331	6.6	1,662	6.3
		Neutral	10	12.0	679	13.5	3,110	11.9
		Agree	25	30.1	1,819	36.1	9,051	34.5
		Strongly agree	43	51.8	2,051	40.7	11,575	44.1
		Total	83	100.0	5,035	100.0	26,225	100.0
18r. At least one instructor learned my name [ACSOCSUP]	FACNAM	Strongly disagree	1	1.2	62	1.2	360	1.4
		Disagree	2	2.4	148	2.9	787	3.0
		Neutral	4	4.8	493	9.8	2,364	9.0
		Agree	28	33.3	1,873	37.3	9,418	36.0
		Strongly agree	49	58.3	2,445	48.7	13,218	50.6
		Total	84	100.0	5,021	100.0	26,147	100.0

* The comparison group and cohort columns on this page EXCLUDE your college.
 Please see Table 1 for unweighted sample and population values of demographic items.

Survey of Entering Student Engagement - Lee College (2024 Administration)

2024 Benchmark Frequency Distributions - Main Survey

Comparison Group: Achieving the Dream in the 2024 Cohort*

Entering Students Only - Breakout by Enrollment Status: Full-Time

[Unweighted]

Academic and Social Support (ACSOCSUP)

			Your College		ATD		2024 Cohort	
Item	Variable	Responses	Count	Percent	Count	Percent	Count	Percent
Item 18: Think about your experiences from the time of your decision to attend this college through the end of the first three weeks of your first semester/quarter.								
18s. I learned the name of at least one other student in most of my classes [ACSOCSUP]	STUNAM	Strongly disagree	2	2.4	115	2.3	541	2.1
		Disagree	2	2.4	245	4.9	1,272	4.9
		Neutral	9	10.8	518	10.3	2,407	9.2
		Agree	22	26.5	1,845	36.6	9,361	35.7
		Strongly agree	48	57.8	2,315	46.0	12,644	48.2
		Total	83	100.0	5,038	100.0	26,225	100.0

* The comparison group and cohort columns on this page EXCLUDE your college.
Please see Table 1 for unweighted sample and population values of demographic items.

Colleges in the Comparison Group

Comparison Group: Achieving the Dream in the 2024 Cohort

Institution	State	Year
Aaniiih Nakoda College	MT	2024
Alvin Community College	TX	2024
Amarillo College	TX	2024
Austin Community College	TX	2024
Bay Mills Community College	MI	2024
Chattanooga State Community College	TN	2023
College of Menominee Nation	WI	2024
College of the Mainland	TX	2024
Diné College	AZ	2024
El Paso Community College	TX	2022
Fond du Lac Tribal and Community College	MN	2024
Holyoke Community College	MA	2024
Jackson College	MI	2024
Keweenaw Bay Ojibwa Community College	MI	2024
Klamath Community College	OR	2024
Lac Courte Oreilles Ojibwe University	WI	2024
Lane Community College	OR	2024
Lorain County Community College	OH	2024
Milwaukee Area Technical College	WI	2024
Navajo Technical University	NM	2024
Northeast State Community College	TN	2023
Odessa College	TX	2024
Portland Community College	OR	2024
Rogue Community College	OR	2024
Saginaw Chippewa Tribal College	MI	2024
Salish Kootenai College	MT	2024
South Texas College	TX	2024
Southwestern Indian Polytechnic Institute	NM	2024
Stone Child College	MT	2024
Texarkana College	TX	2024
Triton College	IL	2024
Turtle Mountain Community College	ND	2024
United Tribes Technical College	ND	2024
Wharton County Junior College	TX	2024
White Earth Tribal and Community College	MN	2024