

LEE COLLEGE

Quarterly Investment Report

AS OF NOVEMBER 30, 2024



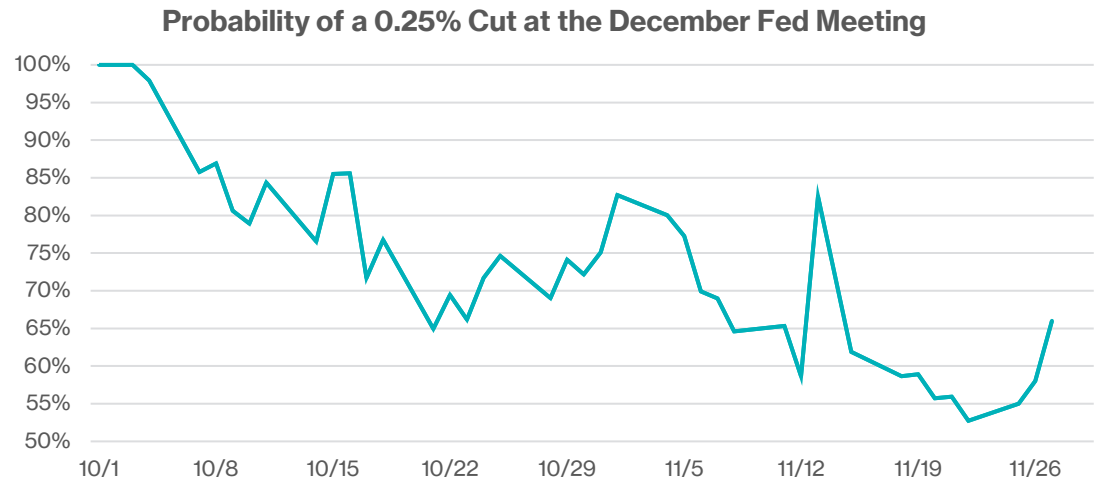
M E E D E R

PUBLIC FUNDS

- Most market participants are expecting a December 18th Fed rate cut
- The unemployment rate remains historically low, but has climbed
- Inflation's rate of change has fallen but is up about 24% from pre-COVID levels
- Average U.S. Treasury rates moved somewhat higher in November

December Fed Meeting: To Cut or Not To Cut

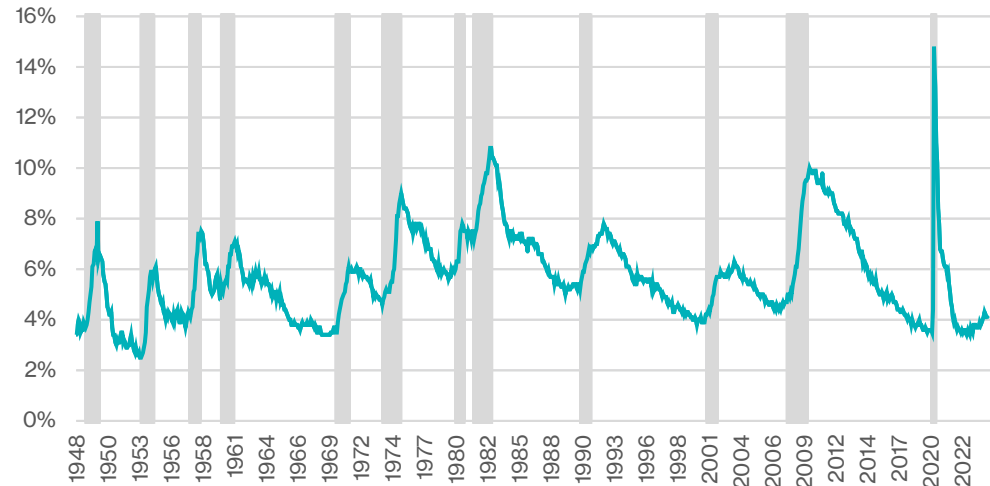
- With recently released economic data, market participants are expecting about a 65% chance of a 0.25% cut at the December Fed meeting.
- This probability was much higher in October when economic metrics were less robust.



A Solid Job Market With Signs of Softness

- The U.S. unemployment rate hit a low for this cycle at 3.4% last year.
- The current rate of 4.1% is an extremely low rate by historical standards.
- In the past, when the unemployment rate increased by more than 0.5% from its recent low, the U.S. economy experienced a slow down or recession soon thereafter.

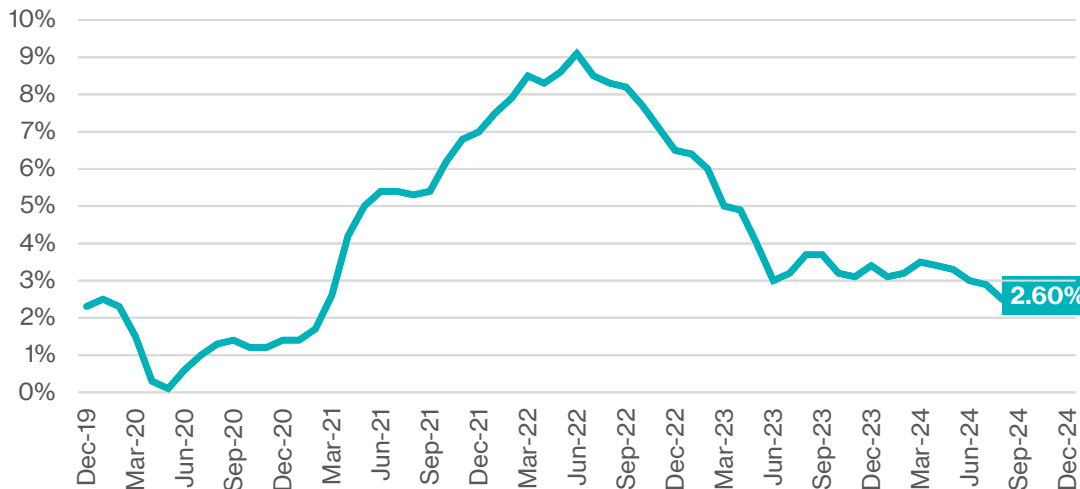
U.S. Unemployment Rate



SOURCE: BLOOMBERG, BUREAU OF LABOR STATISTICS, SHADED AREAS ARE RECESSIONS

Inflation's YoY Rate of Change Remains Below 3%

Consumer Price Index (CPI) YoY

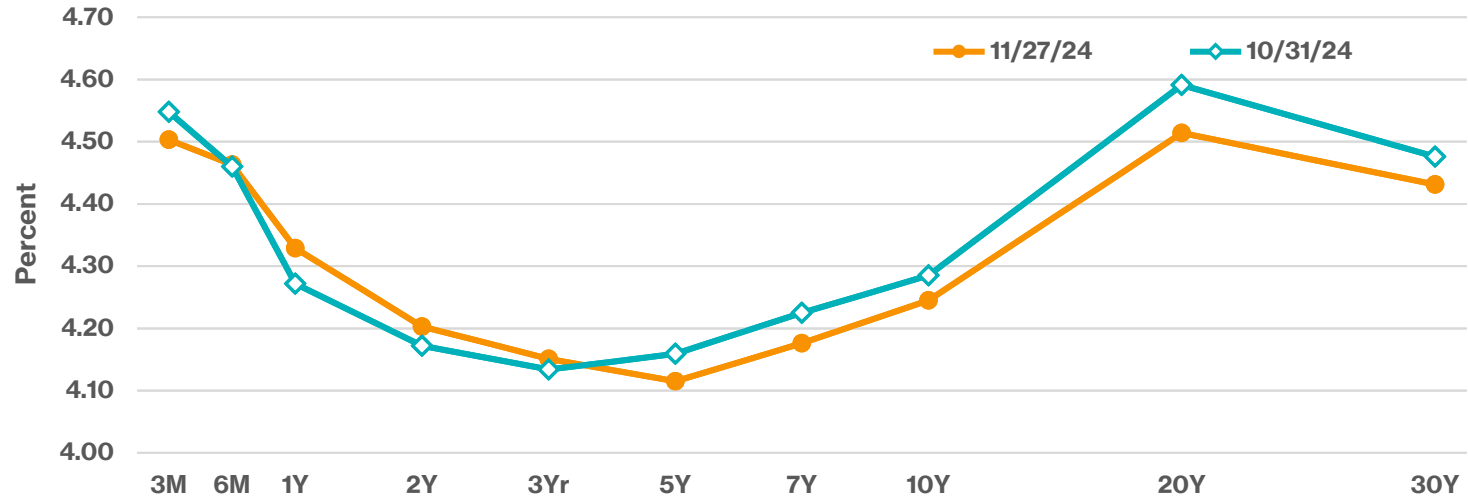


- Inflation's rate of change had declined materially from the June 2022 cycle high.
- Cumulative inflation however is up about 24% since pre-COVID.
- The Federal Reserve and Bloomberg's survey of economists expect the YoY rate to be slightly lower in 2025.

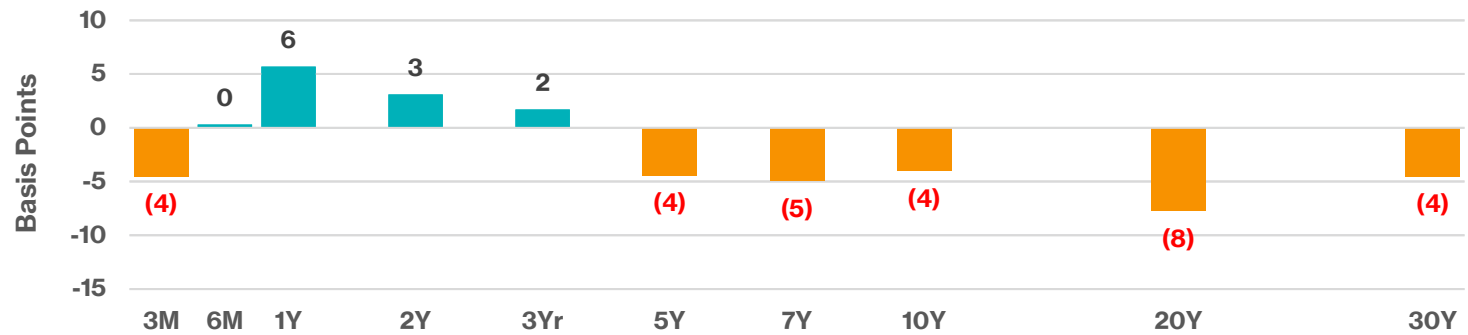
SOURCES: BLOOMBERG, BUREAU OF LABOR STATISTICS

Treasury Rates Were Mixed for the Month of November

U.S. Treasury Yield Curve Change



Basis Point Change





Compliance Certification

The undersigned acknowledge they have reviewed this quarterly investment report for the period ending November 30, 2024. Officials designated as investment officers by this entity's Investment Policy attest that all investments comply with the Texas Public Funds Investment Act and this entity's Investment Policy.

Renea Woodruff

Renea Woodruff, Controller

Annette Ferguson

Annette Ferguson, VP of Finance and Administration

Contents

Portfolio Statistics	7
Quarterly Portfolio Summary	8
Quarterly Portfolio Summary By Fund	9
Portfolio Overview	10
Summary by Type	11
Position Statement	13
Cash Reconciliation Report	17
Transaction Statement	19
Amortization Schedule	21
Accrued Interest Schedule	23
Earnings by Fund	26
Projected Cashflows	29
Change in Value	31



Portfolio Statistics

4.36

Weighted Average Yield to Maturity

0.87

Weighted Average Maturity (Years)

0.90

Portfolio Effective Duration (Years)

0.87

Weighted Average Life (Years)

AAA

Average Credit Rating

Portfolio Position

Par Value \$51,817,109

Principal Cost \$51,378,899

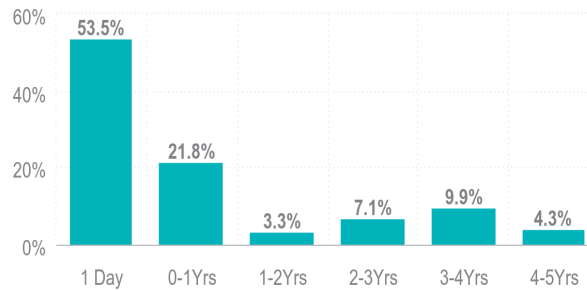
Book Value \$51,581,382

Market Value \$51,651,032

Unrealized Gain/Loss \$69,650

Accrued Interest \$113,401

Maturity Distribution



Sector Allocation



● LGIP	44.92%
● U.S. Agencies	25.26%
● U.S. Treasuries	15.09%
● Money Market Funds	8.59%
● Commercial Paper	6.15%



Quarterly Portfolio Summary

This quarterly report is prepared in compliance with the Investment Policy and the Strategy of this entity and the Public Funds Investment Act (Chapter 2256, Texas Government Code).

Portfolio as of August 31, 2024

BEGINNING BOOK VALUE	\$53,404,382.95
BEGINNING MARKET VALUE	\$53,552,242.76
UNREALIZED GAIN/(LOSS)	\$147,859.80
WEIGHTED AVERAGE MATURITY (YEARS)	0.96
WEIGHTED AVERAGE YIELD	4.71

Portfolio as of November 30, 2024

ENDING BOOK VALUE	\$51,581,381.78
ENDING MARKET VALUE	\$51,651,031.83
INVESTMENT INCOME FOR THE PERIOD	\$601,445.39
UNREALIZED GAIN/(LOSS)	\$69,650.05
CHANGE IN UNREALIZED GAIN/(LOSS)	(\$78,209.75)
WEIGHTED AVERAGE MATURITY (YEARS)	0.87
WEIGHTED AVERAGE YIELD	4.36

Quarterly Portfolio Summary By Fund

PORTFOLIO MARKET VALUE BY FUND	08/31/2024	11/30/2024	CHANGE	INTEREST EARNED
BOARD RESERVES	26,189,992.48	26,217,093.97	27,101.49	272,999.56
CAPITAL ASSETS	0.00	1,731,036.27	1,731,036.27	223.77
CONSTRUCTION	6,141,361.35	6,145,276.95	3,915.60	74,978.10
ENDOWMENT	424,221.05	429,462.38	5,241.33	5,241.33
GENERAL OPERATING	13,473,739.49	9,786,313.58	-3,687,425.91	154,035.59
INSURANCE RESERVES	3,077,601.25	3,104,933.98	27,332.74	39,804.16
LOST REVENUE	4,245,327.14	4,236,914.70	-8,412.44	54,162.89
TOTAL	53,552,242.76	51,651,031.83	-1,901,210.93	601,445.39



Portfolio Overview

SECURITY TYPE	PAR VALUE	MARKET VALUE	BOOK VALUE	% OF PORTFOLIO	DAYS TO MATURITY	YIELD
LGIP	23,199,233.96	23,199,233.96	23,199,233.96	44.92%	1	4.75
Money Market Funds	4,437,875.48	4,437,875.48	4,437,875.48	8.59%	1	3.63
Commercial Paper	3,200,000.00	3,174,507.24	3,177,437.44	6.15%	48	5.51
U.S. Treasuries	7,850,000.00	7,794,523.45	7,668,691.62	15.09%	1,184	4.68
U.S. Agencies	13,130,000.00	13,044,891.70	13,098,143.28	25.26%	544	3.43
TOTAL	51,817,109.44	51,651,031.83	51,581,381.78	100.00%	320	4.36
CASH AND ACCRUED INTEREST						
Purchased Accrued Interest		0.00	0.00			
TOTAL CASH AND INVESTMENTS	51,817,109.44	51,651,031.83	51,581,381.78		320	4.36
TOTAL EARNINGS						
		CURRENT QUARTER				
		601,445.39				



Summary by Type

SECURITY TYPE	# OF SECURITIES	PAR VALUE	BOOK VALUE	% OF PORTFOLIO	YIELD	DAYS TO FINAL MATURITY
BOARD RESERVES						
LGIP	1	4,185,283.22	4,185,283.22	8.09	4.80	1
Money Market Funds	1	2,968.75	2,968.75	0.01	4.52	1
Commercial Paper	2	2,200,000.00	2,184,488.24	4.22	5.51	48
U.S. Treasuries	4	6,850,000.00	6,683,563.15	13.20	4.65	1,285
U.S. Agencies	7	13,130,000.00	13,098,143.28	25.34	3.43	545
TOTAL	15	26,368,251.97	26,154,446.65	50.76	4.14	608
CAPITAL ASSETS						
Money Market Funds	1	1,731,036.27	1,731,036.27	3.34	4.52	1
TOTAL	1	1,731,036.27	1,731,036.27	3.35	4.52	1
CONSTRUCTION						
LGIP	1	6,141,079.68	6,141,079.68	11.87	4.67	1
Money Market Funds	1	4,197.27	4,197.27	0.01	0.00	1
TOTAL	2	6,145,276.95	6,145,276.95	11.90	4.67	1
ENDOWMENT						
LGIP	1	429,462.38	429,462.38	0.83	4.67	1
TOTAL	1	429,462.38	429,462.38	0.83	4.67	1
GENERAL OPERATING						
LGIP	1	7,086,640.39	7,086,640.39	13.69	4.80	1
Money Market Funds	2	2,699,673.19	2,699,673.19	5.22	3.06	1
TOTAL	3	9,786,313.58	9,786,313.58	18.95	4.32	1
INSURANCE RESERVES						
LGIP	1	1,119,853.59	1,119,853.59	2.16	4.80	1
Commercial Paper	1	1,000,000.00	992,949.20	1.92	5.51	48

Summary by Type

SECURITY TYPE	# OF SECURITIES	PAR VALUE	BOOK VALUE	% OF PORTFOLIO	YIELD	DAYS TO FINAL MATURITY
U.S. Treasuries	1	1,000,000.00	985,128.47	1.93	4.89	501
TOTAL	3	3,119,853.59	3,097,931.26	6.01	5.05	176
LOST REVENUE						
LGIP	1	4,236,914.70	4,236,914.70	8.19	4.73	1
TOTAL	1	4,236,914.70	4,236,914.70	8.20	4.73	1
GRAND TOTAL	26	51,817,109.44	51,581,381.78	100.00	4.36	320



Position Statement

CUSIP	DESCRIPTION	TRADE DATE SETTLE DATE	PAR VALUE	PRINCIPAL COST PURCHASED INTEREST	TOTAL COST	YIELD TO MATURITY	MATURITY DATE	DAYS TO MATURITY	MARKET PRICE MARKET VALUE	UNREALIZED GAIN/LOSS BOOK VALUE	% OF MV	MOODY'S S&P RATING
BOARD RESERVES												
LGIP												
LSCOP	Lone Star Invest Pool - Corp Overnight Plus Fund	11/30/2024 11/30/2024	4,185,283.22	4,185,283.22 0.00	4,185,283.22	4.80		1	1.00 4,185,283.22	0.00 4,185,283.22	8.10	AAA
LGIP TOTAL			4,185,283.22	4,185,283.22 0.00	4,185,283.22	4.80		1	1.00 4,185,283.22	0.00 4,185,283.22	8.10	AAA
MONEY MARKET FUNDS												
31846V567	FIRST AMER.GVT OBLG.Z	11/30/2024 11/30/2024	2,968.75	2,968.75 0.00	2,968.75	4.52		1	1.00 2,968.75	0.00 2,968.75	0.01	Aaa AAA
MONEY MARKET FUNDS TOTAL			2,968.75	2,968.75 0.00	2,968.75	4.52		1	1.00 2,968.75	0.00 2,968.75	0.01	AAA
COMMERCIAL PAPER												
8923A0NH2	TOYO CRD PUE RIC 01/17/25	04/29/2024 04/30/2024	1,000,000.00	960,845.56 0.00	960,845.56	5.51	01/17/2025	48	99.20 992,033.51	(915.69) 992,949.20	1.92	P-1 A-1+
8923A0NH2	TOYO CRD PUE RIC 01/17/25	04/29/2024 04/30/2024	1,200,000.00	1,153,014.67 0.00	1,153,014.67	5.51	01/17/2025	48	99.20 1,190,440.21	(1,098.82) 1,191,539.04	2.30	P-1 A-1+
COMMERCIAL PA-PER TOTAL			2,200,000.00	2,113,860.23 0.00	2,113,860.23	5.51		48	99.20 2,182,473.73	(2,014.51) 2,184,488.24	4.23	A-1+
U.S. TREASURIES												
912828X88	US TREASURY 2.375 05/15/27	12/07/2022 12/09/2022	250,000.00	235,917.97 0.00	235,917.97	3.72	05/15/2027	896	95.92 239,804.69	(2,405.81) 242,210.49	0.46	Aaa AA+
91282CFU0	US TREASURY 4.125 10/31/27	04/29/2024 04/30/2024	2,200,000.00	2,154,539.06 0.00	2,154,539.06	4.76	10/31/2027	1,065	100.08 2,201,718.75	39,537.70 2,162,181.05	4.26	Aaa AA+
91282CHA2	US TREASURY 3.500 04/30/28	04/29/2024 04/30/2024	2,200,000.00	2,102,804.69 0.00	2,102,804.69	4.71	04/30/2028	1,247	98.09 2,158,062.50	41,011.37 2,117,051.13	4.18	Aaa AA+
91282CKG5	US TREASURY 4.125 03/31/29	04/29/2024 04/30/2024	2,200,000.00	2,156,993.21 0.00	2,156,993.21	4.57	03/31/2029	1,582	100.09 2,201,890.64	39,770.15 2,162,120.48	4.26	Aaa AA+
U.S. TREASURIES TOTAL			6,850,000.00	6,650,254.93 0.00	6,650,254.93	4.65		1,284	99.30 6,801,476.57	117,913.42 6,683,563.15	13.17	AA+
U.S. AGENCIES												
3130ARMW8	FHLBANKS 2.850 04/28/25	04/28/2022 04/29/2022	5,180,000.00	5,162,647.00 0.00	5,162,647.00	2.85	04/28/2025	149	99.26 5,141,616.20	(38,383.80) 5,180,000.00	9.95	Aaa AA+
3133ENUZ1	FED FARM CR BNKS 3.090 10/20/25 '24	04/28/2022 04/29/2022	3,000,000.00	2,989,500.00 0.00	2,989,500.00	3.09	10/20/2025	324	98.77 2,962,980.00	(37,020.00) 3,000,000.00	5.74	Aaa AA+
3135GOK36	FANNIE MAE 2.125 04/24/26	12/07/2022 12/09/2022	750,000.00	706,335.00 0.00	706,335.00	3.92	04/24/2026	510	97.28 729,585.00	(2,360.83) 731,945.83	1.41	Aaa AA+
3130ATVE4	FHLBANKS 4.500 12/11/26	12/07/2022 12/09/2022	750,000.00	765,277.50 0.00	765,277.50	3.96	12/11/2026	741	100.61 754,560.00	(3,170.65) 757,730.65	1.46	Aaa AA+
3133EKQH2	FED FARM CR BNKS 2.375 06/11/27	12/07/2022 12/09/2022	500,000.00	470,395.00 0.00	470,395.00	3.77	06/11/2027	923	95.67 478,370.00	(5,029.10) 483,399.10	0.93	Aaa AA+



Position Statement

CUSIP	DESCRIPTION	TRADE DATE SETTLE DATE	PAR VALUE	PRINCIPAL COST PURCHASED INTEREST	TOTAL COST	YIELD TO MATURITY	MATURITY DATE	DAYS TO MATURITY	MARKET PRICE MARKET VALUE	UNREALIZED GAIN/LOSS BOOK VALUE	% OF MV	MOODY'S S&P RATING
3133EN3S7	FED FARM CR BNKS 3.750 12/07/27	12/07/2022 12/09/2022	750,000.00	748,642.50 0.00	748,642.50	3.79	12/07/2027	1,102	98.82 741,172.50	(8,007.81) 749,180.31	1.43	Aaa AA+
3133ERCF6	FED FARM CR BNKS 4.625 10/23/28	04/29/2024 04/30/2024	2,200,000.00	2,195,268.47 0.00	2,195,268.47	4.68	10/23/2028	1,423	101.66 2,236,608.00	40,720.61 2,195,887.39	4.33	Aaa AA+
U.S. AGENCIES TOTAL			13,130,000.00	13,038,065.47 0.00	13,038,065.47	3.43		544	99.37 13,044,891.70	(53,251.58) 13,098,143.28	25.26	AA+
BOARD RESERVES TOTAL			26,368,251.97	25,990,432.60 0.00	25,990,432.60	4.14		608	26,217,093.97	62,647.32 26,154,446.65	50.76	AA+

CAPITAL ASSETS												
MONEY MARKET FUNDS												
31846V567	FIRST AMER.GVT OBLG;Z	11/30/2024 11/30/2024	1,731,036.27	1,731,036.27 0.00	1,731,036.27	4.52		1	1.00 1,731,036.27	0.00 1,731,036.27	3.35	Aaa AAA
MONEY MARKET FUNDS TOTAL			1,731,036.27	1,731,036.27 0.00	1,731,036.27	4.52		1	1.00 1,731,036.27	0.00 1,731,036.27	3.35	AAA
CAPITAL ASSETS TOTAL			1,731,036.27	1,731,036.27 0.00	1,731,036.27	4.52		1	1,731,036.27	0.00 1,731,036.27	3.35	AAA

CONSTRUCTION												
LGIP												
TEXPOOL	TexPool	11/30/2024 11/30/2024	6,141,079.68	6,141,079.68 0.00	6,141,079.68	4.67		1	1.00 6,141,079.68	0.00 6,141,079.68	11.89	AAA
LGIP TOTAL			6,141,079.68	6,141,079.68 0.00	6,141,079.68	4.67		1	1.00 6,141,079.68	0.00 6,141,079.68	11.89	AAA
MONEY MARKET FUNDS												
632519671	JPMorgan Commercial Checking Account	11/30/2024 11/30/2024	4,197.27	4,197.27 0.00	4,197.27	0.00		1	1.00 4,197.27	0.00 4,197.27	0.01	NA
MONEY MARKET FUNDS TOTAL			4,197.27	4,197.27 0.00	4,197.27	0.00		1	1.00 4,197.27	0.00 4,197.27	0.01	NA
CONSTRUCTION TOTAL			6,145,276.95	6,145,276.95 0.00	6,145,276.95	4.67		1	6,145,276.95	0.00 6,145,276.95	11.90	AAA

ENDOWMENT												
LGIP												
TEXPOOL	TexPool	11/30/2024 11/30/2024	429,462.38	429,462.38 0.00	429,462.38	4.67		1	1.00 429,462.38	0.00 429,462.38	0.83	AAA



Position Statement

CUSIP	DESCRIPTION	TRADE DATE SETTLE DATE	PAR VALUE	PRINCIPAL COST PURCHASED INTEREST	TOTAL COST	YIELD TO MATURITY	MATURITY DATE	DAYS TO MATURITY	MARKET PRICE MARKET VALUE	UNREALIZED GAIN/LOSS BOOK VALUE	% OF MV	MOODY'S S&P RATING
LGIP TOTAL			429,462.38	429,462.38 0.00	429,462.38	4.67		1	1.00 429,462.38	0.00 429,462.38	0.83	AAA
ENDOWMENT TOTAL			429,462.38	429,462.38 0.00	429,462.38	4.67		1	429,462.38	0.00 429,462.38	0.83	AAA

GENERAL OPERATING

GENERAL OPERATING												
LGIP												
LSCOP	Lone Star Invest Pool - Corp Overnight Plus Fund	11/30/2024 11/30/2024	7,086,640.39	7,086,640.39 0.00	7,086,640.39	4.80		1	1.00 7,086,640.39	0.00 7,086,640.39	13.72	AAA
LGIP TOTAL			7,086,640.39	7,086,640.39 0.00	7,086,640.39	4.80		1	1.00 7,086,640.39	0.00 7,086,640.39	13.72	AAA
MONEY MARKET FUNDS												
31846V567	FIRST AMER.GVT OBLG;Z	11/30/2024 11/30/2024	1,828,769.79	1,828,769.79 0.00	1,828,769.79	4.52		1	1.00 1,828,769.79	0.00 1,828,769.79	3.54	Aaa AAA
632519572	JPMorgan Commercial Checking with Interest Account	11/30/2024 11/30/2024	870,903.40	870,903.40 0.00	870,903.40	0.00		1	1.00 870,903.40	0.00 870,903.40	1.69	NA
MONEY MARKET FUNDS TOTAL			2,699,673.19	2,699,673.19 0.00	2,699,673.19	3.06		1	1.00 2,699,673.19	0.00 2,699,673.19	5.23	AAA
GENERAL OPERATING TOTAL			9,786,313.58	9,786,313.58 0.00	9,786,313.58	4.32		1	9,786,313.58	0.00 9,786,313.58	18.95	AAA

INSURANCE RESERVES

INSURANCE RESERVES												
LGIP												
LSCOP	Lone Star Invest Pool - Corp Overnight Plus Fund	11/30/2024 11/30/2024	1,119,853.59	1,119,853.59 0.00	1,119,853.59	4.80		1	1.00 1,119,853.59	0.00 1,119,853.59	2.17	AAA
LGIP TOTAL			1,119,853.59	1,119,853.59 0.00	1,119,853.59	4.80		1	1.00 1,119,853.59	0.00 1,119,853.59	2.17	AAA
COMMERCIAL PAPER												
8923A0NH2	TOYO CRD PUE RIC 01/17/25	04/29/2024 04/30/2024	1,000,000.00	960,845.56 0.00	960,845.56	5.51	01/17/2025	48	99.20 992,033.51	(915.69) 992,949.20	1.92	P-1 A-1+
COMMERCIAL PAPER TOTAL			1,000,000.00	960,845.56 0.00	960,845.56	5.51		48	99.20 992,033.51	(915.69) 992,949.20	1.92	A-1+
U.S. TREASURIES												
91282CGV7	US TREASURY 3.750 04/15/26	04/29/2024 04/30/2024	1,000,000.00	978,763.45 0.00	978,763.45	4.89	04/15/2026	501	99.30 993,046.88	7,918.41 985,128.47	1.92	Aaa AA+



Position Statement

CUSIP	DESCRIPTION	TRADE DATE SETTLE DATE	PAR VALUE	PRINCIPAL COST PURCHASED INTEREST	TOTAL COST	YIELD TO MATURITY	MATURITY DATE	DAYS TO MATURITY	MARKET PRICE MARKET VALUE	UNREALIZED GAIN/LOSS BOOK VALUE	% OF MV	MOODY'S S&P RATING
U.S. TREASURIES TOTAL			1,000,000.00	978,763.45 0.00	978,763.45	4.89		501	99.30 993,046.88	7,918.41 985,128.47	1.92	AA+
INSURANCE RESERVES TOTAL			3,119,853.59	3,059,462.60 0.00	3,059,462.60	5.05		176	3,104,933.98	7,002.73 3,097,931.26	6.01	AAA
LOST REVENUE												
LGIP												
TEXASFIT	Texas Fixed Income Trust Cash Pool	11/30/2024 11/30/2024	4,236,914.70	4,236,914.70 0.00	4,236,914.70	4.73		1	1.00 4,236,914.70	0.00 4,236,914.70	8.20	AAA
LGIP TOTAL			4,236,914.70	4,236,914.70 0.00	4,236,914.70	4.73		1	1.00 4,236,914.70	0.00 4,236,914.70	8.20	AAA
LOST REVENUE TOTAL			4,236,914.70	4,236,914.70 0.00	4,236,914.70	4.73		1	4,236,914.70	0.00 4,236,914.70	8.20	AAA
GRAND TOTAL			51,817,109.44	51,378,899.08 0.00	51,378,899.08	4.36		320	51,651,031.83	69,650.05 51,581,381.78	100.00	AAA

Cash Reconciliation Report

BOARD RESERVES						
POST DATE	IDENTIFIER	DESCRIPTION	PAR VALUE	FINAL MATURITY	PRINCIPAL	AMOUNT
COUPON						
09/30/2024	91282CKG5	US TREASURY 4.125 03/31/29	0.00	03/31/2029	0.00	45,375.00
10/21/2024	3133ENUZ1	FED FARM CR BNKS 3.090 10/20/25 '24	0.00	10/20/2025	0.00	46,350.00
10/23/2024	3133ERCF6	FED FARM CR BNKS 4.625 10/23/28	0.00	10/23/2028	0.00	50,875.00
10/24/2024	3135G0K36	FANNIE MAE 2.125 04/24/26	0.00	04/24/2026	0.00	7,968.75
10/28/2024	3130ARMW8	FHLBANKS 2.850 04/28/25	0.00	04/28/2025	0.00	73,815.00
10/31/2024	91282CHA2	US TREASURY 3.500 04/30/28	0.00	04/30/2028	0.00	38,500.00
10/31/2024	91282CFU0	US TREASURY 4.125 10/31/27	0.00	10/31/2027	0.00	45,375.00
11/15/2024	912828X88	US TREASURY 2.375 05/15/27	0.00	05/15/2027	0.00	2,968.75
COUPON TOTAL			0.00		0.00	311,227.50
POST DATE	IDENTIFIER	DESCRIPTION	PAR VALUE	FINAL MATURITY	PRINCIPAL	AMOUNT
TRANSFER IN						
04/29/2022	3133ENUZ1	FED FARM CR BNKS 3.090 10/20/25 '24	3,000,000.00	10/20/2025	2,956,290.00	0.00
04/29/2022	3130ARMW8	FHLBANKS 2.850 04/28/25	5,180,000.00	04/28/2025	5,131,877.80	0.00
04/30/2024	8923A0NH2	TOYO CRD PUE RIC 01/17/25	2,200,000.00	01/17/2025	2,170,913.84	0.00
04/30/2024	91282CKG5	US TREASURY 4.125 03/31/29	2,200,000.00	03/31/2029	2,197,250.00	0.00
04/30/2024	91282CFU0	US TREASURY 4.125 10/31/27	2,200,000.00	10/31/2027	2,198,796.89	0.00
04/30/2024	91282CHA2	US TREASURY 3.500 04/30/28	2,200,000.00	04/30/2028	2,153,937.50	0.00
04/30/2024	3133ERCF6	FED FARM CR BNKS 4.625 10/23/28	2,200,000.00	10/23/2028	2,232,230.00	0.00
12/09/2022	912828X88	US TREASURY 2.375 05/15/27	250,000.00	05/15/2027	239,433.60	0.00
12/09/2022	3130ATVE4	FHLBANKS 4.500 12/11/26	750,000.00	12/11/2026	753,930.00	0.00
12/09/2022	3135G0K36	FANNIE MAE 2.125 04/24/26	750,000.00	04/24/2026	727,642.50	0.00
12/09/2022	3133EKQH2	FED FARM CR BNKS 2.375 06/11/27	500,000.00	06/11/2027	477,240.00	0.00
12/09/2022	3133EN3S7	FED FARM CR BNKS 3.750 12/07/27	750,000.00	12/07/2027	739,590.00	0.00
TRANSFER IN TOTAL			22,180,000.00		21,979,132.13	0.00
POST DATE	IDENTIFIER	DESCRIPTION	PAR VALUE	FINAL MATURITY	PRINCIPAL	AMOUNT
TRANSFER OUT						
10/31/2024	3133EN3S7	FED FARM CR BNKS 3.750 12/07/27	-750,000.00	12/07/2027	-739,590.00	750,840.00

Cash Reconciliation Report

10/31/2024	3133EKQH2	FED FARM CR BNKS 2.375 06/11/27	-500,000.00	06/11/2027	-477,240.00	481,858.06
10/31/2024	3130ARMW8	FHLBANKS 2.850 04/28/25	-5,180,000.00	04/28/2025	-5,131,877.80	5,133,108.05
10/31/2024	91282CFU0	US TREASURY 4.125 10/31/27	-2,200,000.00	10/31/2027	-2,198,796.89	2,198,796.89
10/31/2024	8923A0NH2	TOYO CRD PUE RIC 01/17/25	-2,200,000.00	01/17/2025	-2,170,913.84	2,170,913.84
10/31/2024	912828X88	US TREASURY 2.375 05/15/27	-250,000.00	05/15/2027	-239,433.60	242,160.33
10/31/2024	3133ERCF6	FED FARM CR BNKS 4.625 10/23/28	-2,200,000.00	10/23/2028	-2,232,230.00	2,234,491.11
10/31/2024	91282CHA2	US TREASURY 3.500 04/30/28	-2,200,000.00	04/30/2028	-2,153,937.50	2,153,937.50
10/31/2024	3133ENUZ1	FED FARM CR BNKS 3.090 10/20/25 '24	-3,000,000.00	10/20/2025	-2,956,290.00	2,959,122.50
10/31/2024	91282CKG5	US TREASURY 4.125 03/31/29	-2,200,000.00	03/31/2029	-2,197,250.00	2,204,978.71
10/31/2024	3135G0K36	FANNIE MAE 2.125 04/24/26	-750,000.00	04/24/2026	-727,642.50	727,952.40
10/31/2024	3130ATVE4	FHLBANKS 4.500 12/11/26	-750,000.00	12/11/2026	-753,930.00	767,055.00
TRANSFER OUT TOTAL			-22,180,000.00		-21,979,132.13	22,025,214.38
INSURANCE RESERVES						
POST DATE	IDENTIFIER	DESCRIPTION	PAR VALUE	FINAL MATURITY	PRINCIPAL	AMOUNT
COUPON						
10/15/2024	91282CGV7	US TREASURY 3.750 04/15/26	0.00	04/15/2026	0.00	18,750.00
COUPON TOTAL			0.00		0.00	18,750.00
POST DATE	IDENTIFIER	DESCRIPTION	PAR VALUE	FINAL MATURITY	PRINCIPAL	AMOUNT
TRANSFER IN						
04/30/2024	8923A0NH2	TOYO CRD PUE RIC 01/17/25	1,000,000.00	01/17/2025	986,779.02	0.00
04/30/2024	91282CGV7	US TREASURY 3.750 04/15/26	1,000,000.00	04/15/2026	993,242.19	0.00
TRANSFER IN TOTAL			2,000,000.00		1,980,021.21	0.00
POST DATE	IDENTIFIER	DESCRIPTION	PAR VALUE	FINAL MATURITY	PRINCIPAL	AMOUNT
TRANSFER OUT						
10/31/2024	8923A0NH2	TOYO CRD PUE RIC 01/17/25	-1,000,000.00	01/17/2025	-986,779.02	986,779.02
10/31/2024	91282CGV7	US TREASURY 3.750 04/15/26	-1,000,000.00	04/15/2026	-993,242.19	994,890.54
TRANSFER OUT TOTAL			-2,000,000.00		-1,980,021.21	1,981,669.56



Transaction Statement

BOARD RESERVES

	TRADE DATE	SETTLE DATE	CUSIP	DESCRIPTION	PAR VALUE	BOOK VALUE	TOTAL	NET REALIZED GAIN/LOSS
TRANSFER IN								
	10/31/2024	04/29/2022	3130ARMW8	FHLBANKS 2.850 04/28/25	5,180,000.00	0.00	0.00	0.00
	10/31/2024	04/29/2022	3133ENUZ1	FED FARM CR BNKS 3.090 10/20/25 '24	3,000,000.00	0.00	0.00	0.00
	10/31/2024	12/09/2022	3130ATVE4	FHLBANKS 4.500 12/11/26	750,000.00	0.00	0.00	0.00
	10/31/2024	12/09/2022	3133EKQH2	FED FARM CR BNKS 2.375 06/11/27	500,000.00	0.00	0.00	0.00
	10/31/2024	12/09/2022	3133EN3S7	FED FARM CR BNKS 3.750 12/07/27	750,000.00	0.00	0.00	0.00
	10/31/2024	12/09/2022	3135G0K36	FANNIE MAE 2.125 04/24/26	750,000.00	0.00	0.00	0.00
	10/31/2024	12/09/2022	912828X88	US TREASURY 2.375 05/15/27	250,000.00	0.00	0.00	0.00
	10/31/2024	04/30/2024	3133ERCF6	FED FARM CR BNKS 4.625 10/23/28	2,200,000.00	0.00	0.00	0.00
	10/31/2024	04/30/2024	8923A0NH2	TOYO CRD PUE RIC 01/17/25	2,200,000.00	0.00	0.00	0.00
	10/31/2024	04/30/2024	8923A0NH2	TOYO CRD PUE RIC 01/17/25	1,000,000.00	0.00	0.00	0.00
	10/31/2024	04/30/2024	8923A0NH2	TOYO CRD PUE RIC 01/17/25	2,200,000.00	0.00	0.00	0.00
	10/31/2024	04/30/2024	8923A0NH2	TOYO CRD PUE RIC 01/17/25	1,000,000.00	0.00	0.00	0.00
	10/31/2024	04/30/2024	91282CFU0	US TREASURY 4.125 10/31/27	2,200,000.00	0.00	0.00	0.00
	10/31/2024	04/30/2024	91282CHA2	US TREASURY 3.500 04/30/28	2,200,000.00	0.00	0.00	0.00
	10/31/2024	04/30/2024	91282CKG5	US TREASURY 4.125 03/31/29	2,200,000.00	0.00	0.00	0.00
TRANSFER IN TOTAL					22,180,000.00	0.00	0.00	0.00

	TRADE DATE	SETTLE DATE	CUSIP	DESCRIPTION	PAR VALUE	BOOK VALUE	TOTAL	NET REALIZED GAIN/LOSS
TRANSFER OUT								
	10/31/2024	10/31/2024	3130ARMW8	FHLBANKS 2.850 04/28/25			0.00	
	10/31/2024	10/31/2024	3130ATVE4	FHLBANKS 4.500 12/11/26			0.00	
	10/31/2024	10/31/2024	3133EKQH2	FED FARM CR BNKS 2.375 06/11/27			0.00	
	10/31/2024	10/31/2024	3133EN3S7	FED FARM CR BNKS 3.750 12/07/27			0.00	
	10/31/2024	10/31/2024	3133ENUZ1	FED FARM CR BNKS 3.090 10/20/25 '24			0.00	
	10/31/2024	10/31/2024	3133ERCF6	FED FARM CR BNKS 4.625 10/23/28			0.00	
	10/31/2024	10/31/2024	3135G0K36	FANNIE MAE 2.125 04/24/26			0.00	



Transaction Statement

10/31/2024	10/31/2024	8923A0NH2	TOYO CRD PUE RIC 01/17/25			0.00		
10/31/2024	10/31/2024	912828X88	US TREASURY 2.375 05/15/27			0.00		
10/31/2024	10/31/2024	91282CFU0	US TREASURY 4.125 10/31/27			0.00		
10/31/2024	10/31/2024	91282CHA2	US TREASURY 3.500 04/30/28			0.00		
10/31/2024	10/31/2024	91282CKG5	US TREASURY 4.125 03/31/29			0.00		
TRANSFER OUT TOTAL					(22,180,000.00)	22,025,214.38	0.00	0.00

INSURANCE RESERVES

	TRADE DATE	SETTLE DATE	CUSIP	DESCRIPTION	PAR VALUE	BOOK VALUE	TOTAL	NET REALIZED GAIN/LOSS
TRANSFER IN								
	10/31/2024	04/30/2024	8923A0NH2	TOYO CRD PUE RIC 01/17/25	2,200,000.00	0.00	0.00	0.00
	10/31/2024	04/30/2024	8923A0NH2	TOYO CRD PUE RIC 01/17/25	1,000,000.00	0.00	0.00	0.00
	10/31/2024	04/30/2024	91282CGV7	US TREASURY 3.750 04/15/26	1,000,000.00	0.00	0.00	0.00
TRANSFER IN TOTAL					2,000,000.00	0.00	0.00	0.00

	TRADE DATE	SETTLE DATE	CUSIP	DESCRIPTION	PAR VALUE	BOOK VALUE	TOTAL	NET REALIZED GAIN/LOSS
TRANSFER OUT								
	10/31/2024	10/31/2024	8923A0NH2	TOYO CRD PUE RIC 01/17/25			0.00	
	10/31/2024	10/31/2024	91282CGV7	US TREASURY 3.750 04/15/26			0.00	
TRANSFER OUT TOTAL					(2,000,000.00)	1,981,669.56	0.00	0.00



Amortization Schedule

CUSIP	DESCRIPTION	PAR VALUE	PRINCIPAL COST	ORIGINAL PREMIUM OR DISCOUNT	BEGINNING BOOK VALUE	CURRENT PERIOD AMORT	ENDING BOOK VALUE	TOTAL AMORTIZATION	UNAMORTIZED BALANCE
BOARD RESERVES									
3135GOK36	FANNIE MAE 2.125 04/24/26	750,000.00	706,335.00	(43,665.00)	0.00	1,099.57	731,945.83	25,610.83	(18,054.17)
3135GOK36	FANNIE MAE 2.125 04/24/26	0.00	0.00	0.00	728,718.07	2,128.19	0.00	0.00	0.00
3133EKQH2	FED FARM CR BNKS 2.375 06/11/27	500,000.00	470,395.00	(29,605.00)	0.00	558.16	483,399.10	13,004.10	(16,600.90)
3133EKQH2	FED FARM CR BNKS 2.375 06/11/27	0.00	0.00	0.00	481,760.62	1,080.32	0.00	0.00	0.00
3133ENUZ1	FED FARM CR BNKS 3.090 10/20/25 '24	3,000,000.00	2,989,500.00	(10,500.00)	0.00	0.00	3,000,000.00	10,500.00	0.00
3133ENUZ1	FED FARM CR BNKS 3.090 10/20/25 '24	0.00	0.00	0.00	3,000,000.00	0.00	0.00	0.00	0.00
3133EN3S7	FED FARM CR BNKS 3.750 12/07/27	750,000.00	748,642.50	(1,357.50)	0.00	23.08	749,180.31	537.81	(819.69)
3133EN3S7	FED FARM CR BNKS 3.750 12/07/27	0.00	0.00	0.00	749,112.57	44.67	0.00	0.00	0.00
3133ERCF6	FED FARM CR BNKS 4.625 10/23/28	2,200,000.00	2,195,268.47	(4,731.53)	0.00	89.66	2,195,887.39	618.92	(4,112.61)
3133ERCF6	FED FARM CR BNKS 4.625 10/23/28	0.00	0.00	0.00	2,195,624.20	173.53	0.00	0.00	0.00
3130ARMW8	FHLBANKS 2.850 04/28/25	5,180,000.00	5,162,647.00	(17,353.00)	0.00	0.00	5,180,000.00	17,353.00	0.00
3130ARMW8	FHLBANKS 2.850 04/28/25	0.00	0.00	0.00	5,180,000.00	0.00	0.00	0.00	0.00
3130ATVE4	FHLBANKS 4.500 12/11/26	750,000.00	765,277.50	15,277.50	0.00	(323.85)	757,730.65	(7,546.85)	7,730.65
3130ATVE4	FHLBANKS 4.500 12/11/26	0.00	0.00	0.00	758,681.31	(626.81)	0.00	0.00	0.00
8923A0NH2	TOYO CRD PUE RIC 01/17/25	1,200,000.00	1,153,014.67	(46,985.33)	0.00	5,580.63	1,191,539.04	38,524.37	(8,460.96)
8923A0NH2	TOYO CRD PUE RIC 01/17/25	1,000,000.00	960,845.56	(39,154.44)	0.00	4,650.53	992,949.20	32,103.64	(7,050.80)
8923A0NH2	TOYO CRD PUE RIC 01/17/25	0.00	0.00	0.00	2,154,454.83	19,802.25	0.00	0.00	0.00
912828X88	US TREASURY 2.375 05/15/27	250,000.00	235,917.97	(14,082.03)	0.00	269.80	242,210.49	6,292.52	(7,789.51)
912828X88	US TREASURY 2.375 05/15/27	0.00	0.00	0.00	241,418.49	522.20	0.00	0.00	0.00
91282CHA2	US TREASURY 3.500 04/30/28	2,200,000.00	2,102,804.69	(97,195.31)	0.00	2,063.74	2,117,051.13	14,246.44	(82,948.87)
91282CHA2	US TREASURY 3.500 04/30/28	0.00	0.00	0.00	2,110,993.06	3,994.33	0.00	0.00	0.00
91282CKG5	US TREASURY 4.125 03/31/29	2,200,000.00	2,156,993.21	(43,006.79)	0.00	742.74	2,162,120.48	5,127.27	(37,879.52)
91282CKG5	US TREASURY 4.125 03/31/29	0.00	0.00	0.00	2,159,940.19	1,437.55	0.00	0.00	0.00
91282CFU0	US TREASURY 4.125 10/31/27	2,200,000.00	2,154,539.06	(45,460.94)	0.00	1,101.87	2,162,181.05	7,641.99	(37,818.95)
91282CFU0	US TREASURY 4.125 10/31/27	0.00	0.00	0.00	2,158,946.53	2,132.65	0.00	0.00	0.00
TOTAL		22,180,000.00	21,802,180.63	(770,916.25)	21,919,649.87	46,544.80	21,966,194.68	164,014.05	(213,805.32)



Amortization Schedule

CUSIP	DESCRIPTION	PAR VALUE	PRINCIPAL COST	ORIGINAL PREMIUM OR DISCOUNT	BEGINNING BOOK VALUE	CURRENT PERIOD AMORT	ENDING BOOK VALUE	TOTAL AMORTIZATION	UNAMORTIZED BALANCE
INSURANCE RESERVES									
8923A0NH2	TOYO CRD PUE RIC 01/17/25	1,000,000.00	960,845.56	(39,154.44)	0.00	4,650.53	992,949.20	32,103.64	(7,050.80)
8923A0NH2	TOYO CRD PUE RIC 01/17/25	0.00	0.00	0.00	979,297.65	9,001.02	0.00	0.00	0.00
91282CGV7	US TREASURY 3.750 04/15/26	1,000,000.00	978,763.45	(21,236.55)	0.00	922.04	985,128.47	6,365.02	(14,871.53)
91282CGV7	US TREASURY 3.750 04/15/26	0.00	0.00	0.00	982,421.85	1,784.58	0.00	0.00	0.00
TOTAL		2,000,000.00	1,939,609.01	(120,781.98)	1,961,719.50	16,358.17	1,978,077.67	38,468.66	(21,922.33)
GRAND TOTAL		24,180,000.00	23,741,789.64	(891,698.23)	23,881,369.37	62,902.96	23,944,272.34	202,482.70	(235,727.66)



Accrued Interest Schedule

IDENTIFIER	DESCRIPTION	SETTLE DATE	PAR VALUE	PRINCIPAL COST	BEGINNING ACCRUED INTEREST	PURCHASED INTEREST	CURRENT PERIOD ACCRUAL	INTEREST RECEIVED	ENDING ACCRUED INTEREST
BOARD RESERVES									
3135GOK36	FANNIE MAE 2.125 04/24/26	2022-12-09	0.00	0.00	5,622.40	0.00	2,656.25	8,278.65	0.00
3135GOK36	FANNIE MAE 2.125 04/24/26	2022-12-09	750,000.00	706,335.00	0.00	0.00	1,328.13	0.00	1,638.02
3133EKQH2	FED FARM CR BNKS 2.375 06/11/27	2022-12-09	500,000.00	470,395.00	0.00	0.00	989.58	0.00	5,607.64
3133EKQH2	FED FARM CR BNKS 2.375 06/11/27	2022-12-09	0.00	0.00	2,638.89	0.00	1,979.17	4,618.06	0.00
3133ENUZ1	FED FARM CR BNKS 3.090 10/20/25 '24	2022-04-29	0.00	0.00	33,732.50	0.00	15,450.00	49,182.50	0.00
3133ENUZ1	FED FARM CR BNKS 3.090 10/20/25 '24	2022-04-29	3,000,000.00	2,989,500.00	0.00	0.00	7,725.00	0.00	10,557.50
3133EN3S7	FED FARM CR BNKS 3.750 12/07/27	2022-12-09	750,000.00	748,642.50	0.00	0.00	2,343.75	0.00	13,593.75
3133EN3S7	FED FARM CR BNKS 3.750 12/07/27	2022-12-09	0.00	0.00	6,562.50	0.00	4,687.50	11,250.00	0.00
3133ERCF6	FED FARM CR BNKS 4.625 10/23/28	2024-04-30	0.00	0.00	36,177.78	0.00	16,958.33	53,136.11	0.00
3133ERCF6	FED FARM CR BNKS 4.625 10/23/28	2024-04-30	2,200,000.00	2,195,268.47	0.00	0.00	8,479.17	0.00	10,740.28
3130ARMW8	FHLBANKS 2.850 04/28/25	2022-04-29	5,180,000.00	5,162,647.00	0.00	0.00	12,302.50	0.00	13,532.75
3130ARMW8	FHLBANKS 2.850 04/28/25	2022-04-29	0.00	0.00	50,440.25	0.00	24,605.00	75,045.25	0.00
3130ATVE4	FHLBANKS 4.500 12/11/26	2022-12-09	750,000.00	765,277.50	0.00	0.00	2,812.50	0.00	15,937.50
3130ATVE4	FHLBANKS 4.500 12/11/26	2022-12-09	0.00	0.00	7,500.00	0.00	5,625.00	13,125.00	0.00
31846V567	FIRST AMER:GVT OBLG;Z	2024-11-30	2,968.75	2,968.75	0.00	0.00	0.00	0.00	0.00
LSCOP	Lone Star Invest Pool - Corp Overnight Plus Fund	2024-11-30	4,185,283.22	4,185,283.22	0.00	0.00	52,676.50	52,676.50	0.00
8923A0NH2	TOYO CRD PUE RIC 01/17/25	2024-04-30	1,200,000.00	1,153,014.67	0.00	0.00	0.00	0.00	0.00
8923A0NH2	TOYO CRD PUE RIC 01/17/25	2024-04-30	1,000,000.00	960,845.56	0.00	0.00	0.00	0.00	0.00
912828X88	US TREASURY 2.375 05/15/27	2022-12-09	0.00	0.00	1,758.66	0.00	968.07	2,726.73	0.00
912828X88	US TREASURY 2.375 05/15/27	2022-12-09	250,000.00	235,917.97	0.00	0.00	504.45	2,968.75	262.43
91282CHA2	US TREASURY 3.500 04/30/28	2024-04-30	2,200,000.00	2,102,804.69	0.00	0.00	6,593.92	0.00	6,593.92
91282CHA2	US TREASURY 3.500 04/30/28	2024-04-30	0.00	0.00	25,945.65	0.00	12,554.35	38,500.00	0.00
91282CKG5	US TREASURY 4.125 03/31/29	2024-04-30	2,200,000.00	2,156,993.21	0.00	0.00	7,728.71	0.00	15,457.42
91282CKG5	US TREASURY 4.125 03/31/29	2024-04-30	0.00	0.00	38,184.43	0.00	14,919.28	53,103.71	0.00
91282CFU0	US TREASURY 4.125 10/31/27	2024-04-30	2,200,000.00	2,154,539.06	0.00	0.00	7,771.41	0.00	7,771.41
91282CFU0	US TREASURY 4.125 10/31/27	2024-04-30	0.00	0.00	30,578.80	0.00	14,796.20	45,375.00	0.00
TOTAL			26,368,251.97	25,990,432.60	239,141.86	0.00	226,454.76	409,986.25	101,692.62



Accrued Interest Schedule

IDENTIFIER	DESCRIPTION	SETTLE DATE	PAR VALUE	PRINCIPAL COST	BEGINNING ACCRUED INTEREST	PURCHASED INTEREST	CURRENT PERIOD ACCRUAL	INTEREST RECEIVED	ENDING ACCRUED INTEREST
CAPITAL ASSETS									
31846V567	FIRST AMER:GVT OBLG;Z	2024-11-30	1,731,036.27	1,731,036.27	0.00	0.00	223.77	223.77	0.00
TOTAL			1,731,036.27	1,731,036.27	0.00	0.00	223.77	223.77	0.00
CONSTRUCTION									
632519671	JPMorgan Commercial Checking Account	2024-11-30	4,197.27	4,197.27	0.00	0.00	0.00	0.00	0.00
TEXPOOL	TexPool	2024-11-30	6,141,079.68	6,141,079.68	0.00	0.00	74,978.10	74,978.10	0.00
TOTAL			6,145,276.95	6,145,276.95	0.00	0.00	74,978.10	74,978.10	0.00
ENDOWMENT									
TEXPOOL	TexPool	2024-11-30	429,462.38	429,462.38	0.00	0.00	5,241.33	5,241.33	0.00
TOTAL			429,462.38	429,462.38	0.00	0.00	5,241.33	5,241.33	0.00
GENERAL OPERATING									
31846V567	FIRST AMER:GVT OBLG;Z	2024-11-30	1,828,769.79	1,828,769.79	0.00	0.00	40,657.63	33,791.06	6,866.57
632519572	JPMorgan Commercial Checking with Interest Account	2024-11-30	870,903.40	870,903.40	0.00	0.00	1,786.30	1,786.30	0.00
LSCOP	Lone Star Invest Pool - Corp Overnight Plus Fund	2024-11-30	7,086,640.39	7,086,640.39	0.00	0.00	111,591.66	111,591.66	0.00
TOTAL			9,786,313.58	9,786,313.58	0.00	0.00	154,035.59	147,169.02	6,866.57
INSURANCE RESERVES									
LSCOP	Lone Star Invest Pool - Corp Overnight Plus Fund	2024-11-30	1,119,853.59	1,119,853.59	0.00	0.00	14,095.76	14,095.76	0.00
8923A0NH2	TOYO CRD PUE RIC 01/17/25	2024-04-30	1,000,000.00	960,845.56	0.00	0.00	0.00	0.00	0.00
91282CGV7	US TREASURY 3.750 04/15/26	2024-04-30	0.00	0.00	14,241.80	0.00	6,156.55	20,398.35	0.00
91282CGV7	US TREASURY 3.750 04/15/26	2024-04-30	1,000,000.00	978,763.45	0.00	0.00	3,193.68	0.00	4,842.03
TOTAL			3,119,853.59	3,059,462.60	14,241.80	0.00	23,445.99	34,494.11	4,842.03
LOST REVENUE									
TEXASFIT	Texas Fixed Income Trust Cash Pool	2024-11-30	4,236,914.70	4,236,914.70	0.00	0.00	54,162.89	54,162.89	0.00



Accrued Interest Schedule

IDENTIFIER	DESCRIPTION	SETTLE DATE	PAR VALUE	PRINCIPAL COST	BEGINNING ACCRUED INTEREST	PURCHASED INTEREST	CURRENT PERIOD ACCRUAL	INTEREST RECEIVED	ENDING ACCRUED INTEREST
TOTAL			4,236,914.70	4,236,914.70	0.00	0.00	54,162.89	54,162.89	0.00
GRAND TOTAL			51,817,109.44	51,378,899.08	253,383.66	0.00	538,542.43	726,255.48	113,401.22



Earnings by Fund

CUSIP	DESCRIPTION	ENDING PAR VALUE	BEGINNING BOOK VALUE	ENDING BOOK VALUE	FINAL MATURITY	COUPON RATE	YIELD	INTEREST EARNED	NET AMORTIZATION/ ACCRETION INCOME	NET REALIZED GAIN/LOSS	ADJUSTED INTEREST EARNINGS
BOARD RESERVES											
3130ARMW8	FHLBANKS 2.850 04/28/25	0.00	5,180,000.00	0.00	04/28/2025	2.85	2.97	24,605.00	0.00	0.00	24,605.00
3130ARMW8	FHLBANKS 2.850 04/28/25	5,180,000.00	0.00	5,180,000.00	04/28/2025	2.85	2.85	12,302.50	0.00	0.00	12,302.50
3130ATVE4	FHLBANKS 4.500 12/11/26	0.00	758,681.31	0.00	12/11/2026	4.50	3.94	5,625.00	(626.81)	0.00	4,998.19
3130ATVE4	FHLBANKS 4.500 12/11/26	750,000.00	0.00	757,730.65	12/11/2026	4.50	3.96	2,812.50	(323.85)	0.00	2,488.65
3133EKQH2	FED FARM CR BNKS 2.375 06/11/27	0.00	481,760.62	0.00	06/11/2027	2.38	3.82	1,979.17	1,080.32	0.00	3,059.49
3133EKQH2	FED FARM CR BNKS 2.375 06/11/27	500,000.00	0.00	483,399.10	06/11/2027	2.38	3.77	989.58	558.16	0.00	1,547.75
3133EN3S7	FED FARM CR BNKS 3.750 12/07/27	0.00	749,112.57	0.00	12/07/2027	3.75	3.79	4,687.50	44.67	0.00	4,732.17
3133EN3S7	FED FARM CR BNKS 3.750 12/07/27	750,000.00	0.00	749,180.31	12/07/2027	3.75	3.79	2,343.75	23.08	0.00	2,366.83
3133ENUZ1	FED FARM CR BNKS 3.090 10/20/25 '24	0.00	3,000,000.00	0.00	10/20/2025	3.09	3.20	15,450.00	0.00	0.00	15,450.00
3133ENUZ1	FED FARM CR BNKS 3.090 10/20/25 '24	3,000,000.00	0.00	3,000,000.00	10/20/2025	3.09	3.09	7,725.00	0.00	0.00	7,725.00
3133ERCF6	FED FARM CR BNKS 4.625 10/23/28	0.00	2,195,624.20	0.00	10/23/2028	4.63	4.68	16,958.33	173.53	0.00	17,131.86
3133ERCF6	FED FARM CR BNKS 4.625 10/23/28	2,200,000.00	0.00	2,195,887.39	10/23/2028	4.63	4.68	8,479.17	89.66	0.00	8,568.82
3135GOK36	FANNIE MAE 2.125 04/24/26	0.00	728,718.07	0.00	04/24/2026	2.13	3.99	2,656.25	2,128.19	0.00	4,784.44
3135GOK36	FANNIE MAE 2.125 04/24/26	750,000.00	0.00	731,945.83	04/24/2026	2.13	3.92	1,328.13	1,099.57	0.00	2,427.69
31846V567	FIRST AMER:GVT OBLG;Z	2,968.75	0.00	2,968.75	11/30/2024	4.27	4.52	0.00	0.00	0.00	0.00
8923A0NH2	TOYO CRD PUE RIC 01/17/25	0.00	2,154,454.83	0.00	01/17/2025	0.00	5.59	0.00	19,802.25	0.00	19,802.25
8923A0NH2	TOYO CRD PUE RIC 01/17/25	1,000,000.00	0.00	992,949.20	01/17/2025	0.00	5.51	0.00	4,650.53	0.00	4,650.53
8923A0NH2	TOYO CRD PUE RIC 01/17/25	1,200,000.00	0.00	1,191,539.04	01/17/2025	0.00	5.51	0.00	5,580.63	0.00	5,580.63
912828X88	US TREASURY 2.375 05/15/27	0.00	241,418.49	0.00	05/15/2027	2.38	3.77	968.07	522.20	0.00	1,490.27
912828X88	US TREASURY 2.375 05/15/27	250,000.00	0.00	242,210.49	05/15/2027	2.38	3.72	504.45	269.80	0.00	774.25
91282CFU0	US TREASURY 4.125 10/31/27	0.00	2,158,946.53	0.00	10/31/2027	4.13	4.77	14,796.20	2,132.65	0.00	16,928.84
91282CFU0	US TREASURY 4.125 10/31/27	2,200,000.00	0.00	2,162,181.05	10/31/2027	4.13	4.76	7,771.41	1,101.87	0.00	8,873.28
91282CHA2	US TREASURY 3.500 04/30/28	0.00	2,110,993.06	0.00	04/30/2028	3.50	4.73	12,554.35	3,994.33	0.00	16,548.68
91282CHA2	US TREASURY 3.500 04/30/28	2,200,000.00	0.00	2,117,051.13	04/30/2028	3.50	4.71	6,593.92	2,063.74	0.00	8,657.66
91282CKG5	US TREASURY 4.125 03/31/29	0.00	2,159,940.19	0.00	03/31/2029	4.13	4.57	14,919.28	1,437.55	0.00	16,356.84



Earnings by Fund

CUSIP	DESCRIPTION	ENDING PAR VALUE	BEGINNING BOOK VALUE	ENDING BOOK VALUE	FINAL MATURITY	COUPON RATE	YIELD	INTEREST EARNED	NET AMORTIZATION/ ACCRETION INCOME	NET REALIZED GAIN/LOSS	ADJUSTED INTEREST EARNINGS
91282CKG5	US TREASURY 4.125 03/31/29	2,200,000.00	0.00	2,162,120.48	03/31/2029	4.13	4.57	7,728.71	742.74	0.00	8,471.44
LSCOP	Lone Star Invest Pool - Corp Over-night Plus Fund	4,185,283.22	4,132,606.72	4,185,283.22	11/30/2024	0.00	4.80	52,676.50	0.00	0.00	52,676.50
TOTAL		26,368,251.97	26,052,256.59	26,154,446.65		2.65	4.14	226,454.76	46,544.80	0.00	272,999.56

CAPITAL ASSETS

31846V567	FIRST AMER:GVT OBLG;Z	1,731,036.27	0.00	1,731,036.27	11/30/2024	4.52	4.52	223.77	0.00	0.00	223.77
TOTAL		1,731,036.27	0.00	1,731,036.27		4.52	4.52	223.77	0.00	0.00	223.77

CONSTRUCTION

632519671	JPMorgan Commercial Checking Account	4,197.27	71,259.77	4,197.27	11/30/2024	0.00	0.00	0.00	0.00	0.00	0.00
TEXPOOL	TexPool	6,141,079.68	6,070,101.58	6,141,079.68	11/30/2024	5.34	4.67	74,978.10	0.00	0.00	74,978.10
TOTAL		6,145,276.95	6,141,361.35	6,145,276.95		5.33	4.67	74,978.10	0.00	0.00	74,978.10

ENDOWMENT

TEXPOOL	TexPool	429,462.38	424,221.05	429,462.38	11/30/2024	5.34	4.67	5,241.33	0.00	0.00	5,241.33
TOTAL		429,462.38	424,221.05	429,462.38		5.34	4.67	5,241.33	0.00	0.00	5,241.33

GENERAL OPERATING

31846V567	FIRST AMER:GVT OBLG;Z	1,828,769.79	3,199,289.98	1,828,769.79	11/30/2024	4.27	4.52	40,657.63	0.00	0.00	40,657.63
632519572	JPMorgan Commercial Checking with Interest Account	870,903.40	1,194,400.78	870,903.40	11/30/2024	2.58	0.00	1,786.30	0.00	0.00	1,786.30
LSCOP	Lone Star Invest Pool - Corp Over-night Plus Fund	7,086,640.39	9,080,048.73	7,086,640.39	11/30/2024	0.00	4.80	111,591.66	0.00	0.00	111,591.66
TOTAL		9,786,313.58	13,473,739.49	9,786,313.58		1.03	4.32	154,035.59	0.00	0.00	154,035.59

INSURANCE RESERVES

8923A0NH2	TOYO CRD PUE RIC 01/17/25	0.00	979,297.65	0.00	01/17/2025	0.00	5.59	0.00	9,001.02	0.00	9,001.02
8923A0NH2	TOYO CRD PUE RIC 01/17/25	1,000,000.00	0.00	992,949.20	01/17/2025	0.00	5.51	0.00	4,650.53	0.00	4,650.53
91282CGV7	US TREASURY 3.750 04/15/26	0.00	982,421.85	0.00	04/15/2026	3.75	4.90	6,156.55	1,784.58	0.00	7,941.13



Earnings by Fund

CUSIP	DESCRIPTION	ENDING PAR VALUE	BEGINNING BOOK VALUE	ENDING BOOK VALUE	FINAL MATURITY	COUPON RATE	YIELD	INTEREST EARNED	NET AMORTIZATION/ACCRETION INCOME	NET REALIZED GAIN/LOSS	ADJUSTED INTEREST EARNINGS
91282CGV7	US TREASURY 3.750 04/15/26	1,000,000.00	0.00	985,128.47	04/15/2026	3.75	4.89	3,193.68	922.04	0.00	4,115.72
LSCOP	Lone Star Invest Pool - Corp Overnight Plus Fund	1,119,853.59	1,105,757.83	1,119,853.59	11/30/2024	0.00	4.80	14,095.76	0.00	0.00	14,095.76
TOTAL		3,119,853.59	3,067,477.33	3,097,931.26		1.20	5.05	23,445.99	16,358.17	0.00	39,804.16
LOST REVENUE											
TEXASFIT	Texas Fixed Income Trust Cash Pool	4,236,914.70	4,245,327.14	4,236,914.70	11/30/2024	5.15	4.73	54,162.89	0.00	0.00	54,162.89
TOTAL		4,236,914.70	4,245,327.14	4,236,914.70		5.15	4.73	54,162.89	0.00	0.00	54,162.89
GRAND TOTAL		51,817,109.44	53,404,382.95	51,581,381.78		2.86	4.35	538,542.43	62,902.96	0.00	601,445.39

Projected Cashflows

For the Period December 01, 2024 to May 31, 2025

CUSIP	DESCRIPTION	POST DATE	TRANSACTION TYPE	AMOUNT
BOARD RESERVES				
DEC 2024				
3133EN3S7	FED FARM CRBNKS 3.750 12/07/27	12/09/2024	Coupon	14,062.50
3130ATVE4	FHLBANKS 4.500 12/11/26	12/11/2024	Coupon	16,875.00
3133EKQH2	FED FARM CRBNKS 2.375 06/11/27	12/11/2024	Coupon	5,937.50
DEC 2024 TOTAL				36,875.00
JAN 2025				
8923A0NH2	TOYO CRD PUE RIC 01/17/25	01/17/2025	Final Maturity	2,200,000.00
JAN 2025 TOTAL				2,200,000.00
MAR 2025				
91282CKG5	US TREASURY 4.125 03/31/29	03/31/2025	Coupon	45,375.00
MAR 2025 TOTAL				45,375.00
APR 2025				
3133ENUZ1	FED FARM CRBNKS 3.090 10/20/25 '24	04/21/2025	Coupon	46,350.00
3133ERCF6	FED FARM CRBNKS 4.625 10/23/28	04/23/2025	Coupon	50,875.00
3135G0K36	FANNIE MAE 2.125 04/24/26	04/24/2025	Coupon	7,968.75
3130ARMW8	FHLBANKS 2.850 04/28/25	04/28/2025	Coupon	73,815.00
3130ARMW8	FHLBANKS 2.850 04/28/25	04/28/2025	Final Maturity	5,180,000.00
91282CFU0	US TREASURY 4.125 10/31/27	04/30/2025	Coupon	45,375.00
91282CHA2	US TREASURY 3.500 04/30/28	04/30/2025	Coupon	38,500.00
APR 2025 TOTAL				5,442,883.75
MAY 2025				
912828X88	US TREASURY 2.375 05/15/27	05/15/2025	Coupon	2,968.75
MAY 2025 TOTAL				2,968.75
JUN 2025				

Projected Cashflows

For the Period December 01, 2024 to May 31, 2025

CUSIP	DESCRIPTION	POST DATE	TRANSACTION TYPE	AMOUNT
3133EN3S7	FED FARM CRBNKS 3.750 12/07/27	06/09/2025	Coupon	14,062.50
3130ATVE4	FHLBANKS 4.500 12/11/26	06/11/2025	Coupon	16,875.00
3133EKQH2	FED FARM CRBNKS 2.375 06/11/27	06/11/2025	Coupon	5,937.50
JUN 2025 TOTAL				36,875.00
BOARD RESERVES TOTAL				7,764,977.50
GENERAL OPERATING				
AUG 2025				
62479LVK8	MUFG BANK NY 08/19/25	08/19/2025	Final Maturity	1,850,000.00
AUG 2025 TOTAL				1,850,000.00
GENERAL OPERATING TOTAL				1,850,000.00
GRAND TOTAL				9,614,977.50



Change in Value

IDENTIFIER	ISSUER PAR VALUE	YIELD	TRADE DATE MATURITY DATE	INTEREST ACCRUAL INTEREST RECEIVED	BEGINNING BOOK VALUE BEGINNING MARKET VALUE	PURCHASES/ ADDITIONS	REDEMPTIONS	CHANGE IN BOOK VALUE CHANGE IN MARKET VALUE	ENDING BOOK VALUE ENDING MARKET VALUE
BOARD RESERVES									
LSCOP	Lone Star Invest Pool - Corp Over- night Plus Fund 4,185,283.22	4.80	11/30/2024	52,676.50 52,676.50	4,132,606.72 4,132,606.72	52,676.50	0.00	52,676.50 52,676.50	4,185,283.22 4,185,283.22
31846V567	FIRST AMER:GVT OBLG;Z 2,968.75	4.52	11/15/2024 11/30/2024	0.00 0.00	0.00 0.00	2,968.75	0.00	2,968.75 2,968.75	2,968.75 2,968.75
8923A0NH2	TOYO CRD PUE RIC 01/17/25 1,200,000.00	5.51	04/29/2024 01/17/2025	0.00 0.00	0.00 0.00	0.00	0.00	1,191,539.04 1,190,440.21	1,191,539.04 1,190,440.21
8923A0NH2	TOYO CRD PUE RIC 01/17/25 0.00	5.59	04/29/2024 01/17/2025	0.00 0.00	2,154,454.83 2,148,539.88	0.00	0.00	(2,154,454.83) (2,148,539.88)	0.00 0.00
8923A0NH2	TOYO CRD PUE RIC 01/17/25 1,000,000.00	5.51	04/29/2024 01/17/2025	0.00 0.00	0.00 0.00	0.00	0.00	992,949.20 992,033.51	992,949.20 992,033.51
3130ARMW8	FHLBANKS 2.850 04/28/25 0.00	2.97	04/28/2022 04/28/2025	24,605.00 73,815.00	5,180,000.00 5,109,085.80	0.00	0.00	(5,180,000.00) (5,109,085.80)	0.00 0.00
3130ARMW8	FHLBANKS 2.850 04/28/25 5,180,000.00	2.85	04/28/2022 04/28/2025	12,302.50 0.00	0.00 0.00	0.00	0.00	5,180,000.00 5,141,616.20	5,180,000.00 5,141,616.20
3133ENUZ1	FED FARM CR BNKS 3.090 10/20/25 '24 0.00	3.20	04/28/2022 10/20/2025	15,450.00 46,350.00	3,000,000.00 2,945,730.00	0.00	0.00	(3,000,000.00) (2,945,730.00)	0.00 0.00
3133ENUZ1	FED FARM CR BNKS 3.090 10/20/25 '24 3,000,000.00	3.09	04/28/2022 10/20/2025	7,725.00 0.00	0.00 0.00	0.00	0.00	3,000,000.00 2,962,980.00	3,000,000.00 2,962,980.00
3135G0K36	FANNIE MAE 2.125 04/24/26 750,000.00	3.92	12/07/2022 04/24/2026	1,328.13 0.00	0.00 0.00	0.00	0.00	731,945.83 729,585.00	731,945.83 729,585.00
3135G0K36	FANNIE MAE 2.125 04/24/26 0.00	3.99	12/07/2022 04/24/2026	2,656.25 7,968.75	728,718.07 727,515.00	0.00	0.00	(728,718.07) (727,515.00)	0.00 0.00
3130ATVE4	FHLBANKS 4.500 12/11/26 750,000.00	3.96	12/07/2022 12/11/2026	2,812.50 0.00	0.00 0.00	0.00	0.00	757,730.65 754,560.00	757,730.65 754,560.00
3130ATVE4	FHLBANKS 4.500 12/11/26 0.00	3.94	12/07/2022 12/11/2026	5,625.00 0.00	758,681.31 758,325.00	0.00	0.00	(758,681.31) (758,325.00)	0.00 0.00
912828X88	US TREASURY 2.375 05/15/27 0.00	3.77	12/07/2022 05/15/2027	968.07 0.00	241,418.49 240,664.06	0.00	0.00	(241,418.49) (240,664.06)	0.00 0.00
912828X88	US TREASURY 2.375 05/15/27 250,000.00	3.72	12/07/2022 05/15/2027	504.45 2,968.75	0.00 0.00	0.00	0.00	242,210.49 239,804.69	242,210.49 239,804.69
3133EKQH2	FED FARM CR BNKS 2.375 06/11/27 500,000.00	3.77	12/07/2022 06/11/2027	989.58 0.00	0.00 0.00	0.00	0.00	483,399.10 478,370.00	483,399.10 478,370.00
3133EKQH2	FED FARM CR BNKS 2.375 06/11/27 0.00	3.82	12/07/2022 06/11/2027	1,979.17 0.00	481,760.62 479,815.00	0.00	0.00	(481,760.62) (479,815.00)	0.00 0.00
91282CFU0	US TREASURY 4.125 10/31/27 2,200,000.00	4.76	04/29/2024 10/31/2027	7,771.41 0.00	0.00 0.00	0.00	0.00	2,162,181.05 2,201,718.75	2,162,181.05 2,201,718.75
91282CFU0	US TREASURY 4.125 10/31/27 0.00	4.77	04/29/2024 10/31/2027	14,796.20 45,375.00	2,158,946.53 2,221,484.39	0.00	0.00	(2,158,946.53) (2,221,484.39)	0.00 0.00



Change in Value

IDENTIFIER	ISSUER PAR VALUE	YIELD	TRADE DATE MATURITY DATE	INTEREST ACCRUAL INTEREST RECEIVED	BEGINNING BOOK VALUE BEGINNING MARKET VALUE	PURCHASES/ ADDITIONS	REDEMPTIONS	CHANGE IN BOOK VALUE CHANGE IN MARKET VALUE	ENDING BOOK VALUE ENDING MARKET VALUE
3133EN3S7	FED FARM CR BNKS 3.750 12/07/27 0.00	3.79	12/07/2022 12/07/2027	4,687.50 0.00	749,112.57 746,857.50	0.00	0.00	(749,112.57) (746,857.50)	0.00 0.00
3133EN3S7	FED FARM CR BNKS 3.750 12/07/27 750,000.00	3.79	12/07/2022 12/07/2027	2,343.75 0.00	0.00 0.00	0.00	0.00	749,180.31 741,172.50	749,180.31 741,172.50
91282CHA2	US TREASURY 3.500 04/30/28 2,200,000.00	4.71	04/29/2024 04/30/2028	6,593.92 0.00	0.00 0.00	0.00	0.00	2,117,051.13 2,158,062.50	2,117,051.13 2,158,062.50
91282CHA2	US TREASURY 3.500 04/30/28 0.00	4.73	04/29/2024 04/30/2028	12,554.35 38,500.00	2,110,993.06 2,180,062.50	0.00	0.00	(2,110,993.06) (2,180,062.50)	0.00 0.00
3133ERCF6	FED FARM CR BNKS 4.625 10/23/28 2,200,000.00	4.68	04/29/2024 10/23/2028	8,479.17 0.00	0.00 0.00	0.00	0.00	2,195,887.39 2,236,608.00	2,195,887.39 2,236,608.00
3133ERCF6	FED FARM CR BNKS 4.625 10/23/28 0.00	4.68	04/29/2024 10/23/2028	16,958.33 50,875.00	2,195,624.20 2,264,416.00	0.00	0.00	(2,195,624.20) (2,264,416.00)	0.00 0.00
91282CKG5	US TREASURY 4.125 03/31/29 0.00	4.57	04/29/2024 03/31/2029	14,919.28 45,375.00	2,159,940.19 2,234,890.64	0.00	0.00	(2,159,940.19) (2,234,890.64)	0.00 0.00
91282CKG5	US TREASURY 4.125 03/31/29 2,200,000.00	4.57	04/29/2024 03/31/2029	7,728.71 0.00	0.00 0.00	0.00	0.00	2,162,120.48 2,201,890.64	2,162,120.48 2,201,890.64
TOTAL		4.14		226,454.76 363,904.00	26,052,256.59 26,189,992.48	55,645.25	0.00	102,190.05 27,101.49	26,154,446.65 26,217,093.97

CAPITAL ASSETS									
31846V567	FIRST AMER:GVT OBLG:Z 1,731,036.27	4.52	11/30/2024	223.77 223.77	0.00 0.00	1,731,036.27	0.00	1,731,036.27 1,731,036.27	1,731,036.27 1,731,036.27
TOTAL		4.52		223.77 223.77	0.00 0.00	1,731,036.27	0.00	1,731,036.27 1,731,036.27	1,731,036.27 1,731,036.27

CONSTRUCTION									
632519671	JPMorgan Commercial Checking Account 4,197.27	0.00	11/30/2024	0.00 0.00	71,259.77 71,259.77	2,000.00	(69,062.50)	(67,062.50) (67,062.50)	4,197.27 4,197.27
TEXPOOL	TexPool 6,141,079.68	4.67	11/30/2024	74,978.10 74,978.10	6,070,101.58 6,070,101.58	70,978.10	0.00	70,978.10 70,978.10	6,141,079.68 6,141,079.68
TOTAL		4.67		74,978.10 74,978.10	6,141,361.35 6,141,361.35	72,978.10	(69,062.50)	3,915.60 3,915.60	6,145,276.95 6,145,276.95

ENDOWMENT									
-----------	--	--	--	--	--	--	--	--	--



Change in Value

IDENTIFIER	ISSUER PAR VALUE	YIELD	TRADE DATE MATURITY DATE	INTEREST ACCRUAL INTEREST RECEIVED	BEGINNING BOOK VALUE BEGINNING MARKET VALUE	PURCHASES/ ADDITIONS	REDEMPTIONS	CHANGE IN BOOK VALUE CHANGE IN MARKET VALUE	ENDING BOOK VALUE ENDING MARKET VALUE
TEXPOOL	TexPool 429,462.38	4.67	11/30/2024	5,241.33 5,241.33	424,221.05 424,221.05	5,241.33	0.00	5,241.33 5,241.33	429,462.38 429,462.38
TOTAL		4.67		5,241.33 5,241.33	424,221.05 424,221.05	5,241.33	0.00	5,241.33 5,241.33	429,462.38 429,462.38

GENERAL OPERATING

632519572	JPMorgan Commercial Checking with Interest Account 870,903.40	0.00	11/30/2024	1,786.30 1,786.30	1,194,400.78 1,194,400.78	1,533,542.88	(1,857,040.26)	(323,497.38) (323,497.38)	870,903.40 870,903.40
LSCOP	Lone Star Invest Pool - Corp Over- night Plus Fund 7,086,640.39	4.80	11/30/2024	111,591.66 111,591.66	9,080,048.73 9,080,048.73	9,387,370.71	(11,380,779.05)	(1,993,408.34) (1,993,408.34)	7,086,640.39 7,086,640.39
31846V567	FIRST AMER:GVT OBLG,Z 1,828,769.79	4.52	11/30/2024	40,657.63 33,791.06	3,199,289.98 3,199,289.98	360,799.81	(1,731,320.00)	(1,370,520.19) (1,370,520.19)	1,828,769.79 1,828,769.79
TOTAL		4.32		154,035.59 147,169.02	13,473,739.49 13,473,739.49	11,281,713.40	(14,969,139.31)	(3,687,425.91) (3,687,425.91)	9,786,313.58 9,786,313.58

INSURANCE RESERVES

LSCOP	Lone Star Invest Pool - Corp Over- night Plus Fund 1,119,853.59	4.80	11/30/2024	14,095.76 14,095.76	1,105,757.83 1,105,757.83	14,095.76	0.00	14,095.76 14,095.76	1,119,853.59 1,119,853.59
8923A0NH2	TOYO CRD PUE RIC 01/17/25 1,000,000.00	5.51	04/29/2024 01/17/2025	0.00 0.00	0.00 0.00	0.00	0.00	992,949.20 992,033.51	992,949.20 992,033.51
8923A0NH2	TOYO CRD PUE RIC 01/17/25 0.00	5.59	04/29/2024 01/17/2025	0.00 0.00	979,297.65 976,609.04	0.00	0.00	(979,297.65) (976,609.04)	0.00 0.00
91282CGV7	US TREASURY 3.750 04/15/26 1,000,000.00	4.89	04/29/2024 04/15/2026	3,193.68 0.00	0.00 0.00	0.00	0.00	985,128.47 993,046.88	985,128.47 993,046.88
91282CGV7	US TREASURY 3.750 04/15/26 0.00	4.90	04/29/2024 04/15/2026	6,156.55 18,750.00	982,421.85 995,234.38	0.00	0.00	(982,421.85) (995,234.38)	0.00 0.00
TOTAL		5.05		23,445.99 32,845.76	3,067,477.33 3,077,601.25	14,095.76	0.00	30,453.93 27,332.74	3,097,931.26 3,104,933.98

LOST REVENUE

TEXASFIT	Texas Fixed Income Trust Cash Pool 4,236,914.70	4.73	11/30/2024	54,162.89 54,162.89	4,245,327.14 4,245,327.14	36,854.50	(45,266.94)	(8,412.44) (8,412.44)	4,236,914.70 4,236,914.70
TOTAL		4.73		54,162.89 54,162.89	4,245,327.14 4,245,327.14	36,854.50	(45,266.94)	(8,412.44) (8,412.44)	4,236,914.70 4,236,914.70



Change in Value

IDENTIFIER	ISSUER PAR VALUE	YIELD	TRADE DATE MATURITY DATE	INTEREST ACCRUAL INTEREST RECEIVED	BEGINNING BOOK VALUE BEGINNING MARKET VALUE	PURCHASES/ ADDITIONS	REDEMPTIONS	CHANGE IN BOOK VALUE CHANGE IN MARKET VALUE	ENDING BOOK VALUE ENDING MARKET VALUE
GRAND TOTAL		4.35		538,542.43 678,524.87	53,404,382.95 53,552,242.76	13,197,564.61	(15,083,468.75)	(1,823,001.17) (1,901,210.93)	51,581,381.78 51,651,031.83

Disclosure

Meeder provides monthly statements for its investment management clients to provide information about the investment portfolio. The information should not be used for audit or confirmation purposes. Please review your custodial statements and report any inaccuracies or discrepancies.

Certain information and data has been supplied by unaffiliated third parties. Although Meeder believes the information is reliable, it cannot warrant the accuracy of information offered by third parties. Market value may reflect prices received from pricing vendors when current market quotations are not available. Prices may not reflect firm bids or offers and may differ from the value at which the security can be sold.

Statements may include positions from unmanaged accounts provided for reporting purposes. Unmanaged accounts are managed directly by the client and are not included in the accounts managed by Meeder. This information is provided as a client convenience and Meeder assumes no responsibility for performance of these accounts or the accuracy of the data reported.

Investing involves risk. Past performance is no guarantee of future results. Debt and fixed income securities are subject to credit and interest rate risk. The investment return and principal value of an investment will fluctuate so that an investors shares, when redeemed, may be worth more or less than their original cost. Current performance may be lower or higher than the performance data quoted.

Investment advisory services provided by Meeder Public Funds, Inc. Please contact us if you would like to receive a copy of our current ADV disclosure brochure or privacy policy.

© 2024 Meeder Investment Management

meederpublicfunds.com | 866.633.3371

